

## EPIDEMIOLOGICAL EVIDENCE ON ENVIRONMENTAL TOBACCO SMOKE AND LUNG CANCER

1. About 70 epidemiological studies of lung cancer among lifelong nonsmokers have been published.
2. The overall evidence shows no statistically significant increased risk of lung cancer in relation to ETS exposure from parents in childhood, or in social situations, or to non-spousal ETS exposure at home.
3. The overall evidence shows that lung cancer risk among nonsmoking women is significantly associated with having a husband who smokes (with a similar association seen in nonsmoking men in relation to smoking by the wife, though based on far less data). There is also evidence of a dose-response relationship,<sup>1</sup> with risk higher if the husband smokes more cigarettes per day or for a longer period of time. However, there are a number of reasons why this association and dose-response relationship cannot be interpreted as indicating a causal effect of ETS exposure including:
  - the association is weak and is not statistically significant in the great majority of studies; over 80% show no statistically significant association between smoking by the husband and the development of lung cancer;
  - the combined results vary over time, with the association being significantly weaker in the studies published from 1990 than in those published in the 1980s;
  - some of the very largest studies show no association, including four of the five studies involving over 400 lung cancer cases. One<sup>2</sup> of these reported no statistically significant association between lung cancer and any index of ETS exposure, while another<sup>3</sup> even reported a statistically significantly reduced risk of lung cancer for non-smoking women married to smokers;
  - almost 20% of the studies have not adjusted for age in the analysis, a standard procedure in epidemiology to avoid bias. These studies report much stronger associations with spousal exposure than are reported by studies that did use age-adjustment.
  - spousal studies are particularly susceptible to various biasing factors. These include:
    - i) failure to consider diet, lifestyle, family medical history, education, socio-economic status and other factors believed to differ between smoking and non-smoking households; and
    - ii) the inappropriate inclusion of some misclassified current and former smokers among the lifelong non-smokers.
  - reliance on reported rather than objectively measured ETS exposure data, and failure to publish negative studies.

No-one has yet designed a study in such a way as to eliminate all these sources of bias. Analyses published in 2000-2002 demonstrated formally that the weak association and dose-response relationship between lung cancer and smoking by the husband would essentially disappear were proper adjustment made for age, diet, education and misclassification of smoking habits<sup>4-6</sup>, a conclusion confirmed based on more recent data<sup>7</sup>.

4. There is also some indication from the overall evidence that lung cancer risk among non-smokers might be weakly associated with workplace ETS exposure. However, only five of 36 relative risk estimates are statistically significant and biases that apply to the spousal data are also likely to apply to the workplace data.
5. Taken as a whole, the epidemiology does not support the claim that ETS causes lung cancer in non-smokers.

## THE DATA

The tables and figures that follow summarize the key evidence in relation to:

smoking by the husband (Figure 1, Table 1),  
smoking by the wife (Figure 2, Table 2),  
ETS exposure in the workplace (Figure 3, Table 3), and  
ETS exposure in childhood (Figure 4, Table 4).

The term "relative risk" is taken to include direct estimates of the relative risks from prospective studies, and indirect estimates (odds ratios) from case-control studies. Relative risk estimates and 95% confidence limits in Tables 1 to 4 are adjusted for covariates if adjusted data are available, and otherwise are unadjusted. Where, for some studies, the source publication provides more than one adjusted estimate, the data that are normally presented are those adjusted for most covariates. Where studies present appropriate data on numbers of cases and controls (or populations at risk) unadjusted relative risks and 95% confidence limits are calculated, or checked, using the CIA program described by Morris and Gardner.<sup>8</sup>

Some studies reported adjusted relative risks and confidence intervals only by level of the exposure of interest. These adjusted risks and intervals were used to estimate corresponding "effective numbers" of cases and controls (or subjects at risk) at each level, which could then be combined to allow estimation of risks and intervals for overall exposure.<sup>1</sup>

The relative risks and 95% confidence limits are plotted graphically in the figures. In the figures, each study is represented by a square and a horizontal line. The square indicates both the value of the relative risk estimate (by its position) and the size of the study (by the area of the square, which is proportional to the inverse of the variance of the relative risk estimate, and is thus closely related to the number of lung cancers studied). The horizontal line indicates the confidence limits. By this means of presentation, large studies, which contribute more to the overall evidence, have more visual impact than small studies. The result of random-effects meta-analysis of the studies is represented at the bottom of the figure by use of a diamond, the centre of the diamond representing the relative risk and the width of the diamond representing the confidence interval.

The tables and figures are based on results from a total of 69 studies. An appendix explains why results from certain other publications, which might have been thought to cite relevant data, are not included in the tables and figures.

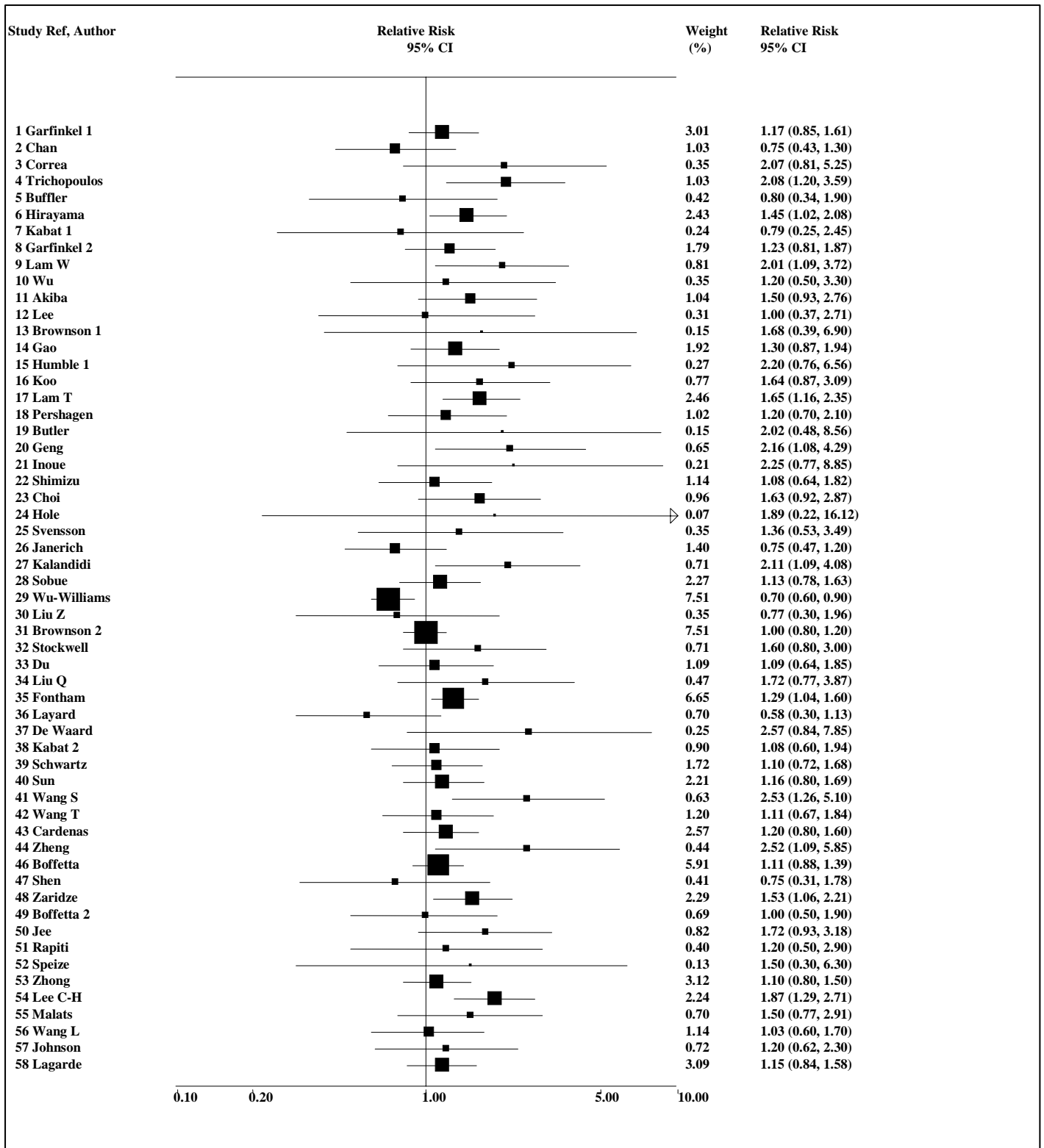
Meta-analyses of these data are available.<sup>9-11</sup>

This work was supported by the tobacco industry. The accuracy of the material presented and the interpretation of the findings are the responsibility of the authors alone.

References to text

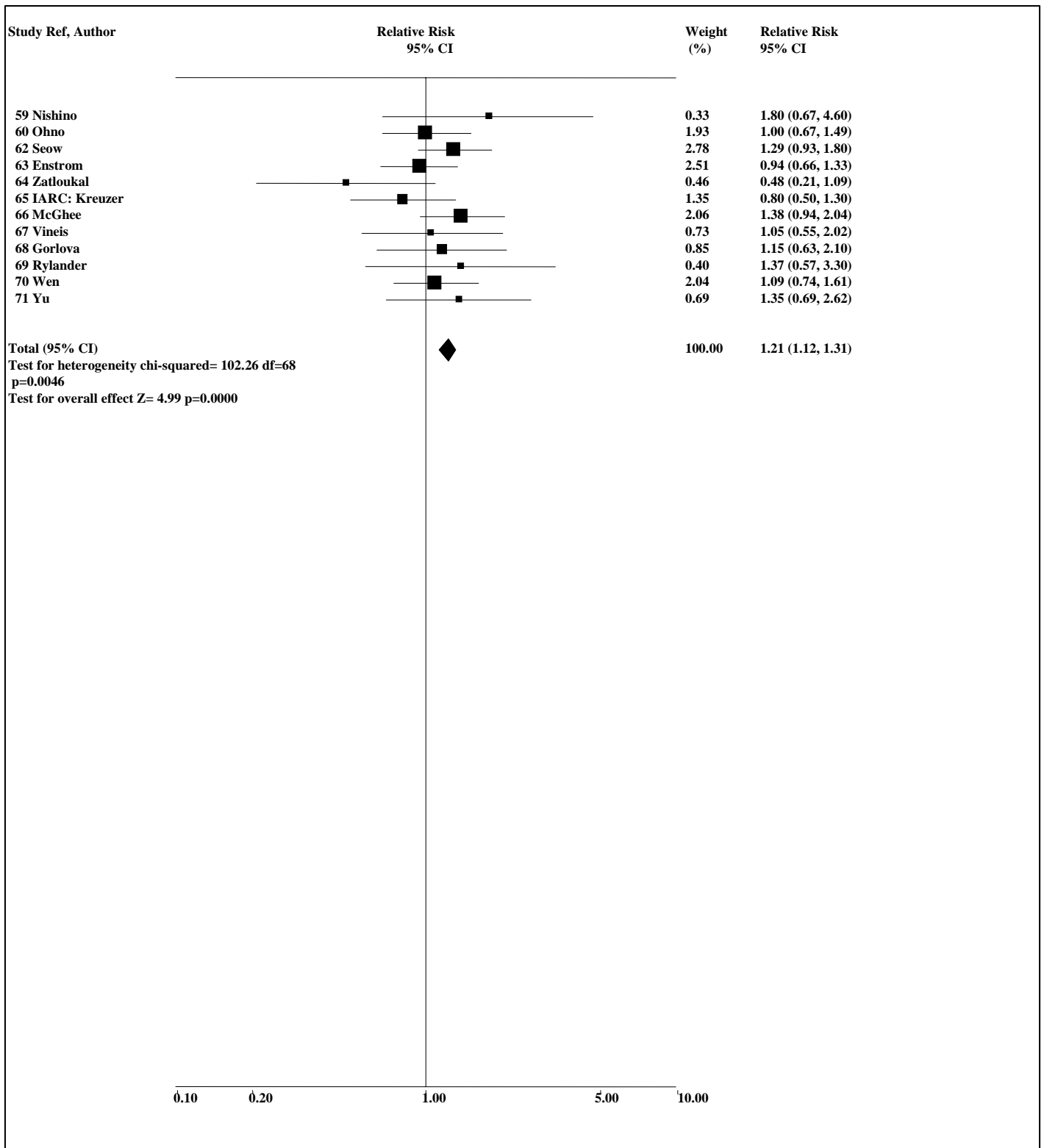
1. Fry JS, Lee PN. Revisiting the association between environmental tobacco smoke exposure and lung cancer risk. I. The dose-response relationship with amount and duration of smoking by the husband. *Indoor Built Environ* 2000;**9**:303-16.
2. Brownson RC, Alavanja MCR, Hock ET, Loy TS. Passive smoking and lung cancer in nonsmoking women. *Am J Public Health* 1992;**82**:1525-30.
3. Wu-Williams AH, Dai XD, Blot W, Xu ZY, Sun XW, Xiao HP, *et al.* Lung cancer among women in north-east China. *Br J Cancer* 1990;**62**:982-7.
4. Fry JS, Lee PN. Revisiting the association between environmental tobacco smoke exposure and lung cancer risk. II. Adjustment for the potential confounding effects of fruit, vegetables, dietary fat and education. *Indoor Built Environ* 2001;**10**:20-39.
5. Lee PN, Forey BA, Fry JS. Revisiting the association between environmental tobacco smoke exposure and lung cancer risk. III. Adjustment for the biasing effect of misclassification of smoking habits. *Indoor Built Environ* 2001;**10**:384-98.
6. Lee PN, Fry JS, Forey BA. Revisiting the association between environmental tobacco smoke exposure and lung cancer risk. V. Overall conclusions. *Indoor Built Environ* 2002;**11**:59-82.
7. Lee PN, Fry JS. *The relationship between lung cancer and ETS exposure: adjustment for the potential confounding effects of multiple risk factors and for misclassification of active smoking status. Updated analyses.* Internal report. P.N. Lee Statistics and Computing Ltd., 2006.
8. Morris JA, Gardner MJ. Calculating confidence intervals for relative risks (odds ratios) and standardised ratios and rates. *BMJ* 1988;**296**:1313-6.
9. Lee PN, Forey BA, Hamling JS. *Meta-analyses of the epidemiological evidence relating ETS to lung cancer and heart disease.* Sutton, Surrey: P N Lee Statistics and Computing Ltd; 2006. [www.pnlee.co.uk/reflist.htm](http://www.pnlee.co.uk/reflist.htm) [Download LEE2006I]
10. Lee PN, Forey BA, Hamling JS. *ETS and lung cancer meta-analyses.* Sutton, Surrey: P N Lee Statistics and Computing Ltd; 2006. [www.pnlee.co.uk/reflist.htm](http://www.pnlee.co.uk/reflist.htm) [Download LEE2006J]
11. Lee PN, Forey BA, Hamling JS. *Detailed meta-analysis on ETS and lung cancer.* Sutton, Surrey: P N Lee Statistics and Computing Ltd; 2006. [www.pnlee.co.uk/reflist.htm](http://www.pnlee.co.uk/reflist.htm) [Download LEE2006E]

**Figure 1 - LUNG CANCER AND HUSBAND'S SMOKING**



/Continued

Figure 1 - Continued



**TABLE 1: Relative risk of lung cancer among lifelong nonsmoking women in relation to smoking by the husband**

Study					Number of lung cancers	Relative risk (95% confidence limits)	Significance	Notes
Ref	Author	Year	Location	Type				
1	Garfinkel 1	1981	USA	P	153	1.17 (0.85-1.61)		a
2	Chan	1982	Hong Kong	CC	84	0.75 (0.43-1.30)		u
3	Correa	1983	USA	CC	25	2.07 (0.81-5.25)		u
4	Trichopoulos	1983	Greece	CC	77	2.08 (1.20-3.59)	+	u
5	Buffler	1984	USA	CC	41	0.80 (0.34-1.90)		u
6	Hirayama	1984	Japan	P	200	1.45 (1.02-2.08)	+	a
7	Kabat 1	1984	USA	CC	53	0.79 (0.25-2.45)		mr
8	Garfinkel 2	1985	USA	CC	134	1.23 (0.81-1.87)		mr
9	Lam W	1985	Hong Kong	CC	75	2.01 (1.09-3.72)	+	u
10	Wu	1985	USA	CC	31	1.20 (0.50-3.30)		a
11	Akiba	1986	Japan	CC	94	1.50 (0.93-2.76)		ar
12	Lee	1986	UK	CC	32	1.00 (0.37-2.71)		a
13	Brownson 1	1987	USA	CC	19	1.68 (0.39-6.90)		ar
14	Gao	1987	China	CC	246	1.30 (0.87-1.94)		ar
15	Humble	1987	USA	CC	20	2.20 (0.76-6.56)		ar
16a	Koo	1987	Hong Kong	CC	88	1.64 (0.87-3.09)		ar
17	Lam T	1987	Hong Kong	CC	202	1.65 (1.16-2.35)	+	u
18	Pershagen	1987	Sweden	CC	83	1.20 (0.70-2.10)		ar
19	Butler	1988	USA	P	8	2.02 (0.48-8.56)		ab
20	Geng	1988	China	CC	54	2.16 (1.08-4.29)	+	u
21	Inoue	1988	Japan	CC	28	2.25 (0.77-8.85)		a
22	Shimizu	1988	Japan	CC	90	1.08 (0.64-1.82)		mr
23	Choi	1989	Korea	CC	75	1.63 (0.92-2.87)		u
24	Hole	1989	Scotland	P	6	1.89 (0.22-16.12)		uv
25	Svensson	1989	Sweden	CC	38	1.36 (0.53-3.49)		a
26	Janerich	1990	USA	CC	146	0.75 (0.47-1.20)		mrz
27	Kalandidi	1990	Greece	CC	91	2.11 (1.09-4.08)	+	ar
28	Sobue	1990	Japan	CC	144	1.13 (0.78-1.63)		ar
29	Wu-Williams	1990	China	CC	417	0.70 (0.60-0.90)	-	ar
30	Liu Z	1991	China	CC	54	0.77 (0.30-1.96)		ar
31	Brownson 2	1992	USA	CC	432	1.00 (0.80-1.20)		ar
32	Stockwell	1992	USA	CC	210	1.60 (0.80-3.00)		ar
33	Du	1993	China	CC	75	1.09 (0.64-1.85)		dmr
34	Liu Q	1993	China	CC	38	1.72 (0.77-3.87)		r
35a	Fontham	1994	USA	CC	653	1.29 (1.04-1.60)	+	ar
36	Layard	1994	USA	CC	39	0.58 (0.30-1.13)		ar
37	deWaard	1995	Netherlands	CC	23	2.57 (0.84-7.85)		u
38	Kabat 2	1995	USA	CC	69	1.08 (0.60-1.94)		mr
39	Schwartz	1996	USA	CC	185	1.10 (0.72-1.68)		arz
40	Sun	1996	China	CC	230	1.16 (0.80-1.69)		ar
41	Wang S-Y	1996	China	CC	82	2.53 (1.26-5.10)	+	u
42	Wang T-J	1996	China	CC	135	1.11 (0.67-1.84)		m
43a	Cardenas	1997	USA	P	246	1.20 (0.80-1.60)		ar
44	Zheng	1997	China	CC	69	2.52 (1.09-5.85)	+	u
46	Boffetta 1	1998	West Europe	CC	509	1.11 (0.88-1.39)		ar
47	Shen	1998	China	CC	70	0.75 (0.31-1.78)		a
48	Zaridze	1998	Russia	CC	189	1.53 (1.06-2.21)	+	ar
49	Boffetta 2	1999	Europe	CC	66	1.00 (0.50-1.90)		ar
50	Jee	1999	Korea	P	79	1.72 (0.93-3.18)		ar
51	Rapiti	1999	India	CC	41	1.20 (0.50-2.90)		ar
52	Speizer	1999	USA	P	35	1.50 (0.30-6.30)		a
53	Zhong	1999	China	CC	504	1.10 (0.80-1.50)		ar
54	Lee C-H	2000	Taiwan	CC	268	1.87 (1.29-2.71)	+	arv
55	Malats	2000	Europe/Brazil	CC	105	1.50 (0.77-2.91)		arz
56	Wang L	2000	China	CC	200	1.03 (0.60-1.70)		ar
57	Johnson	2001	Canada	CC	71	1.20 (0.62-2.30)		arv
58	Lagarde	2001	Sweden	CC	242	1.15 (0.84-1.58)		artz
59	Nishino	2001	Japan	P	24	1.80 (0.67-4.60)		ar
60	Ohno	2002	Japan	CC	191	1.00 (0.67-1.49)		acr
62	Seow	2002	Singapore	CC	176	1.29 (0.93-1.80)		u
63	Enstrom	2003	USA	P	177	0.94 (0.66-1.33)		ar

**TABLE 1 (continued) Relative risk of lung cancer among lifelong nonsmoking women in relation to smoking by the husband**

Study					Number of lung cancers	Relative risk (95% confidence limits)	Significance	Notes
Ref	Author	Year	Location	Type				
64	Zatloukal	2003	Czech Republic	CC	84	0.48 (0.21-1.09)		apr
65	IARC: Kreuzer	2004	Germany	CC	100	0.80 (0.50-1.30)		ar
66	McGhee	2005	Hong Kong	CC	179	1.38 (0.94-2.04)		ar
67	Vineis	2005	Western Europe	P	70	1.05 (0.55-2.02)		arz
68	Gorlova	2006	USA	CC	130	1.15 (0.63-2.10)		ar
69	Rylander	2006	Sweden	CC	31	1.37 (0.57-3.30)		az
70	Wen	2006	China	P	106	1.09 (0.74-1.61)		ar
71	Yu	2006	Hong Kong	CC	200	1.35 (0.69-2.62)		ar

**Notes for Table 1**

Study 45 (Auvinen), which only concerns men, and study 61 (Rachtan), which only concerns childhood ETS exposure, are not considered in Table 1.

Study 33 (Du) also reported that ETS was not statistically associated with lung cancer in an earlier similar study.

Study 67 (Vineis) reported two type of analysis, each giving estimates of relative risk. The result quoted here is from the analysis of the whole cohort using Cox's proportional hazards model. A nested case-control analysis gave an odds ratio of 1.42 (0.63-3.20). Using this value rather than the result quoted above made no difference to meta-analyses of spousal smoking.

Index of exposure is based on smoking by the spouse or, if not available, the nearest equivalent as described below under 'Indices of ETS exposure used other than husband smoked'

- Study author is name of first author in publication from which data extracted, see references.
- Study year is year of that publication.
- Study type: CC case control; P prospective
- Number of lung cancers in lifelong nonsmokers are study totals for females; for specific exposures numbers may be less.
- Where necessary, relative risks and 95% confidence limits were estimated from data presented.
- Significance: + statistically significant increase at 95% confidence level - significant decrease.
- Notes: see 'Notes column' below.

**Notes column:**

- a adjusted for age;
- b based on "Spouse-Pairs Cohort" as "AHSMOG Cohort" not never smokers;
- c based on data for hospital controls. Data for population controls not used as non-response rate very high;
- d based on data for two control groups combined;
- m lifelong nonsmoking cases and controls matched for age but no age adjustment in analysis;
- p based on data for two pathological groups of lung cancer combined;
- r adjusted or matched for other factors (shown below);
- t based on data by radon exposure;
- u unadjusted for age or other factors;
- v relative risks were presented adjusted for age but only by level of exposure;
- z relative risks were presented for sexes combined and assumed to apply to each sex separately, with confidence intervals weighted according to numbers of subjects by sex.

**TABLE 1 (continued 2) Relative risk of lung cancer among lifelong nonsmoking women in relation to smoking by the husband**

**Factors other than age taken account of by adjustment or matching**  
(applies to all studies considered in Tables 1-4, except where stated in the Notes)

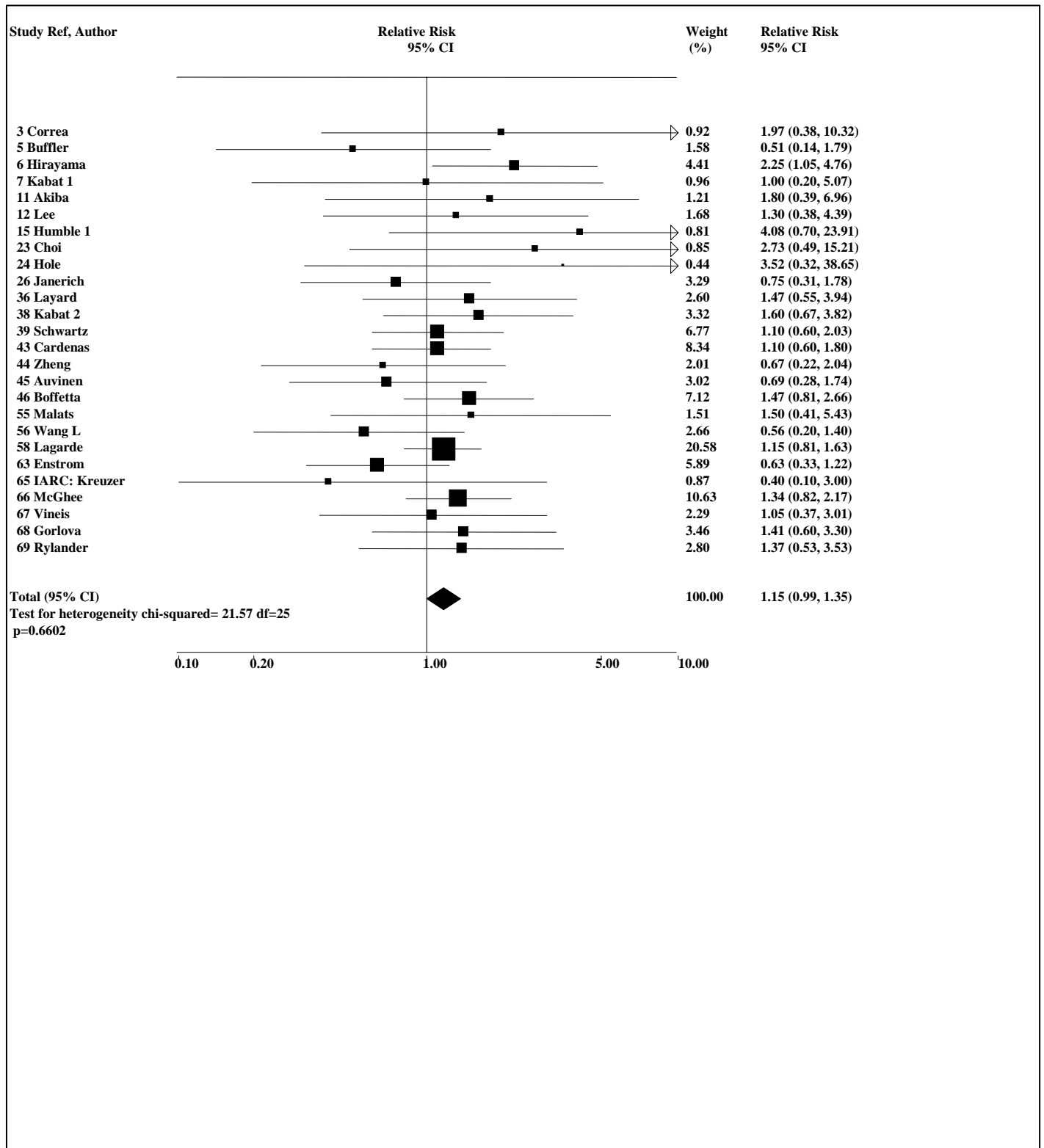
Study	Factors	Study	Factors
7	race; hospital	50	socio-economic status; residence; husband's
8	hospital		vegetable consumption; husband's occupation
11	city; vital status; participation in	51	residence; religion
	medical examinations	53	income; vitamin C; respondent status;
13	income; occupation		smokiness of kitchen; family history of lung
14	education		cancer; potentially high risk occupation
15	ethnicity	54	residential area; education; occupation;
16	live births; years since exposure		tuberculosis; cooking fumes; fume extractor
	ceased; schooling	55	centre
18	vital status	56	ownership of colour TV; number of cattle;
22	hospital		prefecture; childhood ETS exposure
26	residence; direct/surrogate interview	57	province; education; total fruit and vegetables
27	years of schooling; interviewer;	58	radon; SES; occupation; residence; urban/rural
	total energy intake; fruit consumption	59	alcohol; green and yellow vegetables; fruit;
28	education		meat; study area; history of respiratory disease
29	education; study area	60	research institution (region)
30	age of starting to cook; years of cooking	61	beer; vodka; milk; butter; margarine; cheese; meat;
31	history of lung disease		fruit; vegetables; carrots; spinach; siblings with
32	race; education		cancer; tuberculosis; place of residence; any of six
33	residence		defined occupational exposures
34	education; occupation; living area	63	race; education; exercise; body mass index;
35	race; area; education; fruits; vegetables		urbanisation; fruit or fruit juice intake; health status
	and supplemental vitamin index; family	64	residence; education
	history of lung cancer; employment in	65	region
	high risk occupations	66	education
36	race	67	country; school years; energy intake; fruit and
38	race; hospital; date of interview; years of		vegetable consumption; physical activity
	education	68	race; education; socio-economic status
39	race	70	education; occupation; income; physical activity;
40	education		body mass intake; meat; vegetables; fruit
43	race; education; blue collar employment;	71	education; employment; history of lung diseases;
	vegetable consumption; fat consumption;		family history of lung cancer; radon, kerosene use;
	occupational exposure to asbestos; history		firewood use; incense burning; mosquito coil use;
	of chronic lung disease		years of cooking; orange/yellow vegetables; dark
46	study centre		green vegetables; meats; citrus fruits; salted fish;
48	education		pickled vegetables; multivitamins; coffee; tea
49	centre		

**Indices of ETS exposure used other than husband smoked**

Study	Index	Study	Index
5	Household smoker smokes regularly	52	Exposure in adulthood
13	Presence of persons smoking 4+ hours/day	56	Exposed at home
24	Household smoker ever smoked	57	Exposed at home
25	Exposure at home and/or at work as an adult	58	Exposed at home
30	Smoker in household	62	Exposed at home at least weekly
37	Urinary cotinine >9.2 ng/mg creatinine	64	Exposed at home and/or work >3 hrs/day
39	Exposed at home	66	Exposed at home
41	Exposed at home and/or work	67	Exposed at home and/or work
44	Household exposure	68	Exposed at home
47	Any exposure	69	Exposed at home
		71	Exposed at home and/or work



Figure 2 - LUNG CANCER AND WIFE'S SMOKING



**TABLE 2: Relative risk of lung cancer among lifelong nonsmoking men in relation to smoking by the wife**

Study					Number of lung cancers	Relative risk (95% confidence limits)	Significance	Notes
Ref	Author	Year	Location	Type				
3	Correa	1983	USA	CC	10	1.97 (0.38-10.32)		u
5	Buffler	1984	USA	CC	11	0.51 (0.14-1.79)		u
6	Hirayama	1984	Japan	P	64	2.25 (1.05-4.76)	+	a
7	Kabat 1	1984	USA	CC	25	1.00 (0.20-5.07)		mr
11	Akiba	1986	Japan	CC	19	1.80 (0.39-6.96)		ar
12	Lee	1986	UK	CC	15	1.30 (0.38-4.39)		a
15	Humble	1987	USA	CC	8	4.08 (0.70-23.91)		ar
23	Choi	1989	Korea	CC	13	2.73 (0.49-15.21)		u
24	Hole	1989	Scotland	P	3	3.52 (0.32-38.65)		u
26	Janerich	1990	USA	CC	45	0.75 (0.31-1.78)		mrz
36	Layard	1994	USA	CC	21	1.47 (0.55-3.94)		ar
38	Kabat 2	1995	USA	CC	41	1.60 (0.67-3.82)		mr
39	Schwartz	1996	USA	CC	72	1.10 (0.60-2.03)		arz
43a	Cardenas	1997	USA	P	116	1.10 (0.60-1.80)		ar
44	Zheng	1997	China	CC	25	0.67 (0.22-2.04)		u
45	Auvinen	1998	Finland	CC	44	0.69 (0.28-1.74)		as
46	Boffetta 1	1998	West Europe	CC	141	1.47 (0.81-2.66)		ar
55	Malats	2000	Europe/Brazil	CC	17	1.50 (0.41-5.43)		arz
56	Wang L	2000	China	CC	33	0.56 (0.20-1.40)		ar
58	Lagarde	2001	Sweden	CC	191	1.15 (0.81-1.63)		artz
63	Enstrom	2003	USA	P	79	0.63 (0.33-1.22)		ar
65	IARC: Kreuzer	2004	Germany	CC	23	0.40 (0.10-3.00)		u
66	McGhee	2005	Hong Kong	CC	145	1.34 (0.82-2.17)		ar
67	Vineis	2005	Western Europe	P	27	1.05 (0.37-3.01)		arz
68	Gorlova	2006	USA	CC	63	1.41 (0.60-3.30)		ar
69	Rylander	2006	Sweden	CC	18	1.37 (0.53-3.53)		az

**Notes for Table 2**

Study 33 (Du) also reported that ETS was not statistically associated with lung cancer in an earlier similar study

Study 67 (Vineis) reported two type of analysis, each giving estimates of relative risk. The result quoted here is from the analysis of the whole cohort using Cox's proportional hazards model. A nested case-control analysis gave an odds ratio of 1.42 (0.63-3.20). Using this value rather than the result quoted above made no difference to meta-analyses of spousal smoking.

Index of exposure based on smoking by the spouse or, if not available, the nearest equivalent, as described below.

- Study author is name of first author in publication from which data extracted, see references.
- Study year is year of that publication.
- Study type: CC case control P prospective
- Number of lung cancers in lifelong nonsmokers are study totals for males; for specific exposures numbers may be less.
- Where necessary, relative risks and 95% confidence limits were estimated from data presented.
- Significance: + statistically significant increase at 95% confidence level - significant decrease.
- Notes: see 'Notes column' below.

**Notes column:**

- a adjusted for age;
- m lifelong nonsmoking cases and controls matched for age but no age adjustment in analysis;
- r adjusted or matched for other risk factors (see Table 1);
- s adjusted for sex; data only given for sexes combined but as 93% of cases were male the result has been assumed to apply to males;
- t based on data by radon exposure;
- u unadjusted for age or other factors;
- z relative risks were presented for sexes combined and assumed to apply to each sex separately, with confidence intervals weighted according to numbers of subjects by sex.

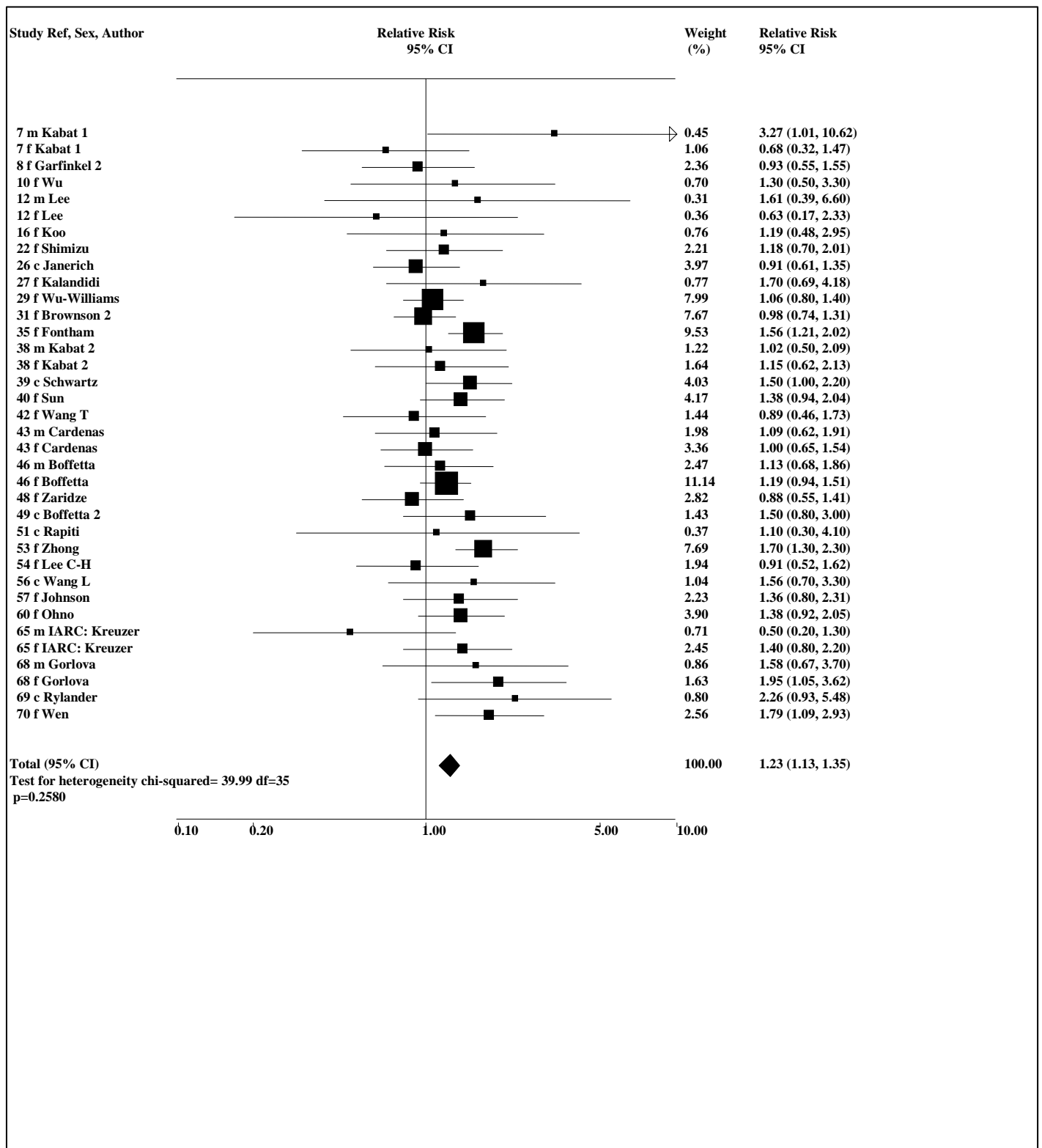
**TABLE 2 (continued) Relative risk of lung cancer among lifelong nonsmoking men in relation to smoking by the wife**

---

**Indices of ETS exposure used other than wife smoked**

Study	Index
5	Household member smokes regularly
24	Household member ever smoked
39	Exposed at home
44	Household exposure
45	Passive smoking
56	Exposed at home
58	Exposed at home
66	Exposed at home
67	Exposed at home and/or work

Figure 3 - LUNG CANCER AND WORKPLACE ETS EXPOSURE



**TABLE 3: Relative risk of lung cancer among lifelong nonsmokers in relation to ETS exposure in the workplace**

Study				Relative risk (95% confidence limits)	Significance	Notes
Ref	Author	Location	Sex			
7	Kabat 1	USA	Males Females	3.27 (1.01-10.62) 0.68 (0.32-1.47)	+	mr mr
8	Garfinkel 2	USA	Females	0.93 (0.55-1.55)		mr
10	Wu	USA	Females	1.30 (0.50-3.30)		a
12	Lee	UK	Males Females	1.61 (0.39-6.60) 0.63 (0.17-2.33)		u u
16b	Koo	Hong Kong	Females	1.19 (0.48-2.95)		u
22	Shimizu	Japan	Females	1.18 (0.70-2.01)		mr
26	Janerich	USA	Combined	0.91 (0.61-1.35)		mr
27	Kalandidi	Greece	Females	1.70 (0.69-4.18)		uy
29	Wu-Williams	China	Females	1.06 (0.80-1.40)		ar
31	Brownson 2	USA	Females	0.98 (0.74-1.31)		ar
35b	Fontham	USA	Females	1.56 (1.21-2.02)	+	ar
38	Kabat 2	USA	Males Females	1.02 (0.50-2.09) 1.15 (0.62-2.13)		mr mr
39	Schwartz	USA	Combined	1.50 (1.00-2.20)	?	ar
40	Sun	China	Females	1.38 (0.94-2.04)		ar
42	Wang T-J	China	Females	0.89 (0.46-1.73)		m
43b	Cardenas	USA	Males Females	1.09 (0.62-1.91) 1.00 (0.65-1.54)		ar ar
46	Boffetta 1	West Europe	Males Females	1.13 (0.68-1.86) 1.19 (0.94-1.51)		ar
48	Zaridze	Russia	Females	0.88 (0.55-1.41)		ar
49	Boffetta 2	Europe	Combined	1.50 (0.80-3.00)		ar
51	Rapiti	India	Combined	1.10 (0.30-4.10)		ar
53	Zhong	China	Females	1.70 (1.30-2.30)	+	ar
54	Lee C-H	Taiwan	Females	0.91 (0.52-1.62)		ar
56	Wang L	China	Combined	1.56 (0.70-3.30)		ar
57	Johnson	Canada	Females	1.36 (0.80-2.31)		ar
60	Ohno	Japan	Females	1.38 (0.92-2.05)		ar
65	IARC: Kreuzer	Germany	Males Females	0.50 (0.20-1.30) 1.40 (0.80-2.20)		u ar
68	Gorlova	USA	Males Females	1.58 (0.67-3.70) 1.95 (1.05-3.62)	+	ar ar
69	Rylander	Sweden	Combined	2.26 (0.93-5.48)		a
70	Wen	China	Females	1.79 (1.09-2.93)	+	ar

**TABLE 3 (continued) Relative risk of lung cancer among lifelong nonsmokers in relation to ETS exposure in the workplace**

---

**Notes for Table 3**

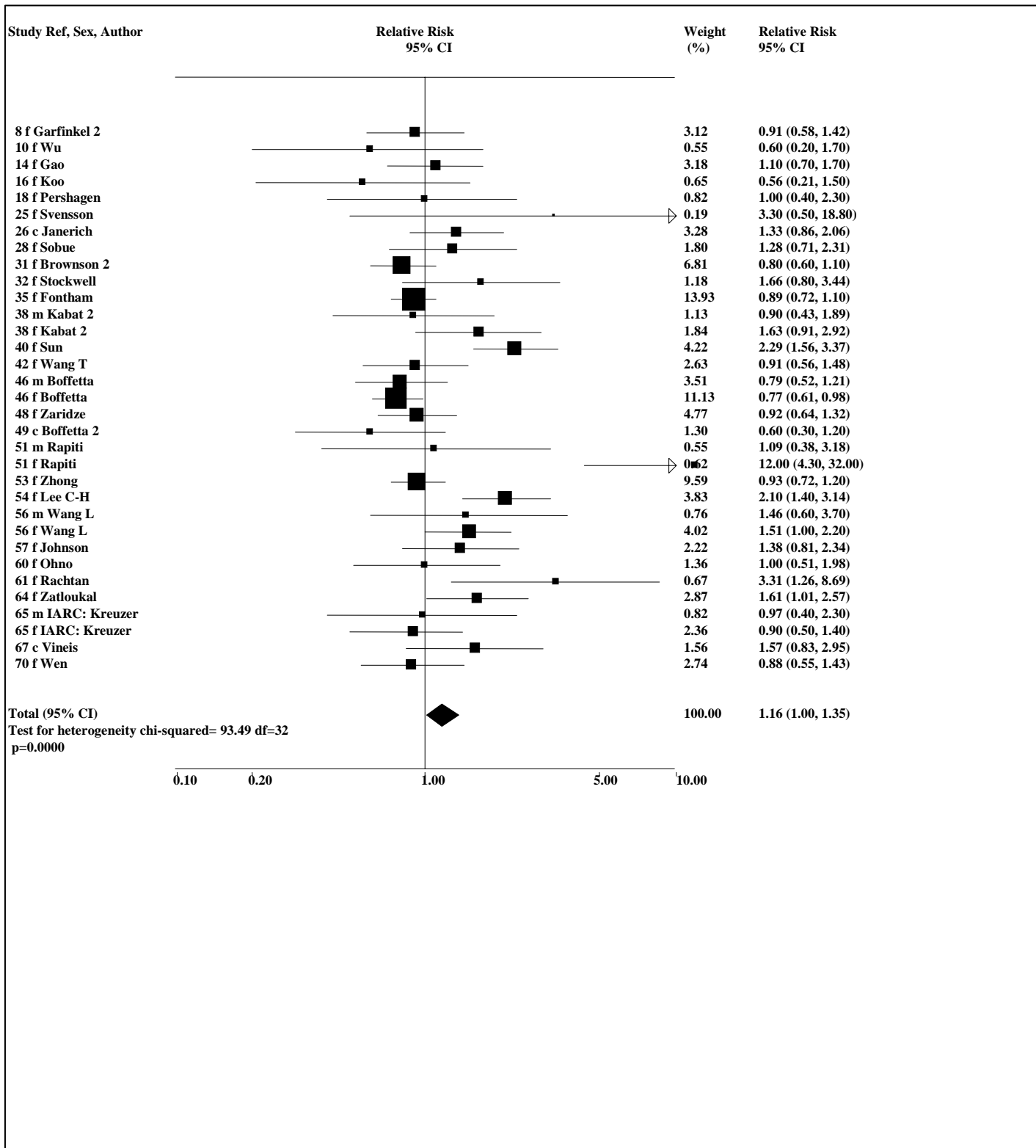
The Stockwell study (32) also reported finding no association but gave no detailed results.

- Study author is name of first author in publication from which data extracted, see references.
- Where necessary, relative risks and 95% confidence limits were estimated from data presented.
- Significance: + statistically significant increase at 95% confidence level -significant decrease ? borderline.
- Notes: see 'Notes column' below.

**Notes column:**

a	adjusted for age;	v	relative risks were presented adjusted for age but only by level of exposure;
c	based on hospital controls;	w	estimate comes from California EPA report;
h	adjusted for household ETS exposure;	x	risk per 150 person-years of exposure;
m	lifelong nonsmoking cases and controls matched for age but no age adjustment in analysis;	y	some vs. minimal exposure;
r	adjusted or matched for other risk factors (see Table 1);	z	results reported in 1994 by WJ Butler in comments submitted to OSHA on their proposed indoor air quality rules, reference 31 merely reporting finding no association and giving no detailed results.
u	unadjusted for age or other factors;		

Figure 4 - LUNG CANCER AND CHILDHOOD ETS EXPOSURE



**TABLE 4: Relative risk of lung cancer among lifelong nonsmokers in relation to ETS exposure in childhood**

Study				Relative risk (95% confidence limits)	Significance	Notes
Ref	Author	Location	Sex			
8	Garfinkel 2	USA	Females	0.91 (0.58-1.42)		mr
10	Wu	USA	Females	0.60 (0.20-1.70)		a
14	Gao	China	Females	1.10 (0.70-1.70)		ar
16a	Koo	Hong Kong	Females	0.56 (0.21-1.50)		ar
18	Pershagen	Sweden	Females	1.00 (0.40-2.30)		ar
25	Svensson	Sweden	Females	3.30 (0.50-18.80)		a
26	Janerich	USA	Combined	1.33 (0.86-2.06)		mr
28	Sobue	Japan	Females	1.28 (0.71-2.31)		ar
31	Brownson 2	USA	Females	0.80 (0.60-1.10)		ar
32	Stockwell	USA	Females	1.66 (0.80-3.44)		ar
35a	Fontham	USA	Females	0.89 (0.72-1.10)		ar
38	Kabat 2	USA	Males Females	0.90 (0.43-1.89) 1.63 (0.91-2.92)		mr mr
40	Sun	China	Females	2.29 (1.56-3.37)	+	ar
42	Wang T-J	China	Females	0.91 (0.56-1.48)		m
46	Boffetta 1	West Europe	Males Females	0.79 (0.52-1.21) 0.77 (0.61-0.98)	-	ar ar
48	Zaridze	Russia	Females	0.92 (0.64-1.32)		ar
49	Boffetta 2	Europe	Combined	0.60 (0.30-1.20)		ar
51	Rapiti	India	Males Females	1.09 (0.38-3.18) 12.0 (4.30-32.0)	+	ar ar
53	Zhong	China	Females	0.93 (0.72-1.20)		ar
54	Lee C-H	Taiwan	Females	2.10 (1.40-3.14)	+	ar
56	Wang L	China	Males Females	1.46 (0.60-3.70) 1.51 (1.00-2.20)	+	arh arh
57	Johnson	Canada	Females	1.38 (0.81-2.34)		arv
60	Ohno	Japan	Females	1.00 (0.51-1.98)		acr
61	Rachtan	Poland	Females	3.31 (1.26-8.69)	+	ar
64	Zatloukal	Czech Republic	Females	1.61 (1.01-2.57)	+	apr
65	IARC: Kreuzer	Germany	Males Females	0.97 (0.40-2.30) 0.90 (0.50-1.40)		ar ar
67	Vineis	Western Europe	Combined	1.57 (0.83-2.95)		ar
70	Wen	China	Females	0.88 (0.55-1.43)		ar



**TABLE 4 (continued) Relative risk of lung cancer among lifelong nonsmokers in relation to ETS exposure in childhood**

---

**Notes for Table 4**

Two other studies, Correa (3) and Akiba (11), reported finding no association but gave no detailed results.

Study 67 (Vineis) provided results from only one type of analysis of ETS exposure in childhood - an analysis of the whole cohort using Cox's proportional hazards model.

- Where study only provided relative risk estimates for individual sources of ETS exposure, that for maternal smoking was used.
- Where study provided relative risk estimates for different time points, that for the earliest was used.
- Study author is name of first author in publication from which data extracted, see references.
- Where necessary, relative risks and 95% confidence limits were estimated from data presented.
- Significance: + statistically significant increase at 95% confidence level - significant decrease.
- Notes: see 'Notes column' below.

**Notes column**

- a adjusted for age
- c based on hospital controls
- h adjusted for household ETS exposure
- m lifelong nonsmoking cases and controls matched for age but no age adjustment in analysis
- p based on data for two pathological groups of lung cancer combined
- r adjusted or matched for other risk factors (see Table 1);
- u unadjusted for age or other factors;
- v relative risks were presented adjusted for age but only by level of exposure.

References to data sources

- 1 Garfinkel L. Time trends in lung cancer mortality among nonsmokers and a note on passive smoking. *J Natl Cancer Inst* 1981;**66**:1061-6.
- 2 Chan WC, Fung SC. Lung cancer in non-smokers in Hong Kong. In: Grundmann E, editor. *Cancer Epidemiology*, Volume 6. Stuttgart, New York: Gustav Fischer Verlag, 1982;199-202. (Cancer Campaign.)
- 3 Correa P, Pickle LW, Fontham E, Lin Y, Haenszel W. Passive smoking and lung cancer. *Lancet* 1983;**2**:595-7.
- 4 Trichopoulos D, Kalandidi A, Sparros L. Lung cancer and passive smoking: conclusion of Greek study [Letter]. *Lancet* 1983;**2**:677-8.
- 5 Buffler PA, Pickle LW, Mason TJ, Contant C. The causes of lung cancer in Texas. In: Mizell M, Correa P, editors. *Lung cancer: causes and prevention, Proceedings of the International Lung Cancer Update Conference, New Orleans, Louisiana, March 3-5, 1983*. Deerfield Beach, Florida: Verlag Chemie International, Inc, 1984;83-99.
- 6 Hirayama T. Lung cancer in Japan: effects of nutrition and passive smoking. In: Mizell M, Correa P, editors. *Lung cancer: causes and prevention, Proceedings of the International Lung Cancer Update Conference, New Orleans, Louisiana, March 3-5, 1983*. Deerfield Beach, Florida: Verlag Chemie International, Inc, 1984;175-95.
- 7 Kabat GC, Wynder EL. Lung cancer in nonsmokers. *Cancer* 1984;**53**:1214-21.
- 8 Garfinkel L, Auerbach O, Joubert L. Involuntary smoking and lung cancer: a case-control study. *J Natl Cancer Inst* 1985;**75**:463-9.
- 9 Lam WK. *A clinical and epidemiological study of carcinoma of lung in Hong Kong* [Thesis]. University of Hong Kong; 1985.
- 10 Wu AH, Henderson BE, Pike MC, Yu MC. Smoking and other risk factors for lung cancer in women. *J Natl Cancer Inst* 1985;**74**:747-51.
- 11 Akiba S, Kato H, Blot WJ. Passive smoking and lung cancer among Japanese women. *Cancer Res* 1986;**46**:4804-7.
- 12 Lee PN, Chamberlain J, Alderson MR. Relationship of passive smoking to risk of lung cancer and other smoking-associated diseases. *Br J Cancer* 1986;**54**:97-105.
- 13 Brownson RC, Reif JS, Keefe TJ, Ferguson SW, Pritzl JA. Risk factors for adenocarcinoma of the lung. *Am J Epidemiol* 1987;**125**:25-34.
- 14 Gao Y-T, Blot WJ, Zheng W, Ershow AG, Hsu CW, Levin LI, *et al*. Lung cancer among Chinese women. *Int J Cancer* 1987;**40**:604-9.
- 15 Humble CG, Samet JM, Pathak DR. Marriage to a smoker and lung cancer risk. *Am J Public Health* 1987;**77**:598-602.
- 16 Koo LC, Ho JH-C, Saw D, Ho C-Y. Measurements of passive smoking and estimates of lung cancer risk among non-smoking Chinese females. *Int J Cancer* 1987;**39**:162-9.
- 17 Lam TH, Kung ITM, Wong CM, Lam WK, Kleevens JWL, Saw D, *et al*. Smoking, passive smoking and histological types in lung cancer in Hong Kong Chinese women. *Br J Cancer* 1987;**56**:673-8.
- 18 Pershagen G, Hrubec Z, Svensson C. Passive smoking and lung cancer in Swedish women. *Am J Epidemiol* 1987;**125**:17-24.

- 19 Butler TL. *The relationship of passive smoking to various health outcomes among Seventh day Adventists in California* [Thesis]. Los Angeles: University of California; 1988.
- 20 Geng G-Y, Liang ZH, Zhang AY, Wu GL. On the relationship between cigarette smoking and female lung cancer. In: Aoki M, Hisamichi S, Tominaga S, editors. *Smoking and health 1987, Proceedings of the 6th World Conference on Smoking and Health, Tokyo, 9-12 November 1987*. Amsterdam: Elsevier Science Publishers B.V. (Biomedical Division), 1988;483-6. International Congress Series No. 780.
- 21 Inoue R, Hirayama T. Passive smoking and lung cancer in women. In: Aoki M, Hisamichi S, Tominaga S, editors. *Smoking and health 1987, Proceedings of the 6th World Conference on Smoking and Health, Tokyo, 9-12 November 1987*. Amsterdam: Elsevier Science Publishers B.V. (Biomedical Division), 1988;283-5. International Congress Series No. 780.
- 22 Shimizu H, Morishita M, Mizuno K, Masuda T, Ogura Y, Santo M, *et al.* A case-control study of lung cancer in nonsmoking women. *Tohoku J Exp Med* 1988;**154**:389-97.
- 23 Choi S-Y, Lee K-H, Lee T-O. A case-control study on risk factors in lung cancer. *Korean J Epidemiol* 1989;**11**:66-80.
- 24 Hole DJ, Gillis CR, Chopra C, Hawthorne VM. Passive smoking and cardiorespiratory health in a general population in the west of Scotland. *BMJ* 1989;**299**:423-7.
- 25 Svensson C, Pershagen G, Klominek J. Smoking and passive smoking in relation to lung cancer in women. *Acta Oncol* 1989;**28**:623-9.
- 26 Janerich DT, Thompson WD, Varela LR, Greenwald P, Chorost S, Tucci C, *et al.* Lung cancer and exposure to tobacco smoke in the household. *N Engl J Med* 1990;**323**:632-6.
- 27 Kalandidi A, Katsouyanni K, Voropoulou N, Bastas G, Saracci R, Trichopoulos D. Passive smoking and diet in the etiology of lung cancer among non-smokers. *Cancer Causes Control* 1990;**1**:15-21.
- 28 Sobue T. Association of indoor air pollution and lifestyle with lung cancer in Osaka, Japan. *Int J Epidemiol* 1990;**19**(Suppl 1):S62-S66.
- 29 Wu-Williams AH, Dai XD, Blot W, Xu ZY, Sun XW, Xiao HP, *et al.* Lung cancer among women in north-east China. *Br J Cancer* 1990;**62**:982-7.
- 30 Liu Z, He X, Chapman RS. Smoking and other risk factors for lung cancer in Xuanwei, China. *Int J Epidemiol* 1991;**20**:26-31.
- 31 Brownson RC, Alavanja MCR, Hock ET, Loy TS. Passive smoking and lung cancer in nonsmoking women. *Am J Public Health* 1992;**82**:1525-30.
- 32 Stockwell HG, Goldman AL, Lyman GH, Noss CI, Armstrong AW, Pinkham PA, *et al.* Environmental tobacco smoke and lung cancer risk in nonsmoking women. *J Natl Cancer Inst* 1992;**84**:1417-22.
- 33 Du YX, Cha Q, Chen YZ, Wu JM. Exposure to environmental tobacco smoke and female lung cancer in Guangzhou, China. In: *Proceedings of Indoor Air '93, Volume 1*. 1993;511-6.
- 34 Liu Q, Sasco AJ, Riboli E, Hu MX. Indoor air pollution and lung cancer in Guangzhou, People's Republic of China. *Am J Epidemiol* 1993;**137**:145-54.
- 35a Fontham ETH, Correa P, Reynolds P, Wu-Williams A, Buffler PA, Greenberg RS, *et al.* Environmental tobacco smoke and lung cancer in nonsmoking women. A multicenter study. *JAMA* 1994;**271**:1752-9.
- 35b Reynolds P, Fontham ETH, Wu A, Buffler PA, Greenberg RS. Occupational exposure to environmental tobacco smoke [Letter]. *JAMA* 1996;**275**:441-2.

- 36 Layard MW. *Ischemic heart disease, lung cancer, and spousal smoking in the National Mortality Followback Survey*. 1994. Submitted to OSHA re Proposed Rules, Federal Register Vol 59, No 65, Docket No H-122
- 37 de Waard F, Kemmeren JM, van Ginkel LA, Stolker AAM. Urinary cotinine and lung cancer risk in a female cohort. *Br J Cancer* 1995;**72**:784-7.
- 38 Kabat GC, Stellman SD, Wynder EL. Relation between exposure to environmental tobacco smoke and lung cancer in lifetime nonsmokers. *Am J Epidemiol* 1995;**142**:141-8. Erratum 1996;143:527.
- 39 Schwartz AG, Yang P, Swanson GM. Familial risk of lung cancer among nonsmokers and their relatives. *Am J Epidemiol* 1996;**144**:554-62.
- 40 Sun X-W, Dai X-D, Lin C-Y, Shi Y-B, Ma Y-Y, Li W. Environmental tobacco smoke (ETS) and lung cancer among nonsmoking women in Harbin, China [Abstract]. International symposium on lifestyle factors and human lung cancer, Guangzhou, China, 12-16 December 1994. *Lung Cancer* 1996;**14**(Suppl 1):S237.
- 41 Wang S, Hu Y, Wu Y, Li X, Chi G, Chen Y, *et al*. A comparative study of the risk factors for lung cancer in Guangdong, China. International symposium on lifestyle factors and human lung cancer, Guangzhou, China, 12-16 December 1994. *Lung Cancer* 1996;**14**(Suppl 1):S99-S105.
- 42 Wang T, Zhou B, Shi J. Lung cancer in nonsmoking Chinese women: a case-control study. International symposium on lifestyle factors and human lung cancer, Guangzhou, China, 12-16 December 1994. *Lung Cancer* 1996;**14**(Suppl 1):S93-S98.
- 43a Cardenas VM, Thun MJ, Austin H, Lally CA, Clark WS, Greenberg RS, *et al*. Environmental tobacco smoke and lung cancer mortality in the American Cancer Society's Cancer Prevention Study II. *Cancer Causes Control* 1997;**8**:57-64. Erratum 1997;**8**:675.
- 43b Cardenas VM. *Environmental tobacco smoke and lung cancer mortality in the American Cancer Society's Cancer Prevention Study II* [Thesis]. Atlanta, Georgia: Emory University; 1994.
- 44 Zheng S, Fen R, Wu Z, Cao L, Ling Y, Li M, *et al*. Studies on relationship between passive smoking and lung cancer in non-smoking women. *Zhonghua Yu Fang Yi Xue Za Zhi* 1997;**31**:163-5.
- 45 Auvinen A, Makelainen I, Hakama M, Castren O, Pukkala E, Reisbacka H, *et al*. Indoor radon exposure and risk of lung cancer: a nested case-control study in Finland [Erratum letter]. *J Natl Cancer Inst* 1998;**90**:401-2.
- 46 Boffetta P, Agudo A, Ahrens W, Benhamou E, Benhamou S, Darby SC, *et al*. Multicenter case-control study of exposure to environmental tobacco smoke and lung cancer in Europe. *J Natl Cancer Inst* 1998;**90**:1440-50.
- 47 Shen XB, Wang GX, Zhou BS. Relation of exposure to environmental tobacco smoke and pulmonary adenocarcinoma in non-smoking women: A case control study in Nanjing. *Oncol Rep* 1998;**5**:1221-3.
- 48 Zaridze D, Maximovitch D, Zemlyanaya G, Aitakov ZN, Boffetta P. Exposure to environmental tobacco smoke and risk of lung cancer in non-smoking women from Moscow, Russia. *Int J Cancer* 1998;**75**:335-8.
- 49 Boffetta P, Ahrens W, Nyberg F, Mukeria A, Brüske-Hohlfeld I, Fortes C, *et al*. Exposure to environmental tobacco smoke and risk of adenocarcinoma of the lung. *Int J Cancer* 1999;**83**:635-9.
- 50 Jee SH, Ohrr H, Kim IS. Effects of husbands' smoking on the incidence of lung cancer in Korean women. *Int J Epidemiol* 1999;**28**:824-8.
- 51 Rapiti E, Jindal SK, Gupta D, Boffetta P. Passive smoking and lung cancer in Chandigarh, India. *Lung Cancer* 1999;**23**:183-9.

- 52 Speizer FE, Colditz GA, Hunter DJ, Rosner B, Hennekens C. Prospective study of smoking, antioxidant intake, and lung cancer in middle-aged women (USA). *Cancer Causes Control* 1999;**10**:475-82.
- 53 Zhong L, Goldberg MS, Gao Y-T, Jin F. A case-control study of lung cancer and environmental tobacco smoke among nonsmoking women living in Shanghai, China. *Cancer Causes Control* 1999;**10**:607-16.
- 54 Lee C-H, Ko Y-C, Goggins W, Huang J-J, Huang M-S, Kao E-L, *et al.* Lifetime environmental exposure to tobacco smoke and primary lung cancer of non-smoking Taiwanese women. *Int J Epidemiol* 2000;**29**:224-31.
- 55 Malats N, Camus-Radon A-M, Nyberg F, Ahrens W, Constantinescu V, Mukeria A, *et al.* Lung cancer risk in nonsmokers and *GSTM1* and *GSTT1* genetic polymorphism. *Cancer Epidemiol Biomarkers Prev* 2000;**9**:827-33.
- 56 Wang L, Lubin JH, Zhang SR, Metayer C, Xia Y, Brenner A, *et al.* Lung cancer and environmental tobacco smoke in a non-industrial area of China. *Int J Cancer* 2000;**88**:139-45.
- 57 Johnson KC, Hu J, Mao Y. Lifetime residential and workplace exposure to environmental tobacco smoke and lung cancer in never-smoking women, Canada 1994-97. *Int J Cancer* 2001;**93**:902-6.
- 58 Lagarde F, Axelsson G, Damber L, Mellander H, Nyberg F, Pershagen G. Residential radon and lung cancer among never-smokers in Sweden. *Epidemiology* 2001;**12**:396-404.
- 59 Nishino Y, Tsubono Y, Tsuji I, Komatsu S, Kanemura S, Nakatsuka H, *et al.* Passive smoking at home and cancer risk: a population-based prospective study in Japanese nonsmoking women. *Cancer Causes Control* 2001;**12**:797-802.
- 60 Ohno Y, Wakai K, Ando M, Shimokata K, Saka H, Yamamoto M, *et al.* 151: Studies on health effects of passive smoking - multicancer case-control study of the relationship between passive smoking and lung cancer in lifetime nonsmokers. In: *SRF Annual Report 2001*. 2002;857-61.
- 61 Rachtan J. Smoking, passive smoking and lung cancer cell types among women in Poland. *Lung Cancer* 2002;**35**:129-36.
- 62 Seow A, Poh W-T, Teh M, Eng P, Wang Y-T, Tan W-C, *et al.* Diet, reproductive factors and lung cancer risk among Chinese women in Singapore: evidence for a protective effect of soy in nonsmokers. *Int J Cancer* 2002;**97**:365-71.
- 63 Enstrom JE, Kabat GC. Environmental tobacco smoke and tobacco related mortality in a prospective study of Californians, 1960-98 [Abridged version]. *BMJ* 2003;**326**:1057-61. Full version available at <http://bmj.com/cgi/content/full/326/7398/1057>
- 64 Zatloukal P, Kubík A, Pauk N, Tomášek L, Petruzelka L. Adenocarcinoma of the lung among women: risk associated with smoking, prior lung disease, diet and menstrual and pregnancy history. *Lung Cancer* 2003;**41**:283-93.
- 65 International Agency for Research on Cancer. *Tobacco smoke and involuntary smoking*, Volume 83. Lyon, France: IARC; 2004. (IARC Monographs on the evaluation of carcinogenic risks to humans.)
- 66 McGhee SM, Ho SY, Schooling M, Ho LM, Thomas GN, Hedley AJ, *et al.* Mortality associated with passive smoking in Hong Kong. *BMJ* 2005;**330**:287-8.

- 67 Vineis P, Airoidi L, Veglia F, Olgiati L, Pastorelli R, Autrup H, *et al.* Environmental tobacco smoke and risk of respiratory cancer and chronic obstructive pulmonary disease in former and never smokers in the EPIC prospective study. *Br Med J* 2005;**330**:277-80. doi:10.1136/bmj.38327.648472.82 (full text published online 28 January 2005)
- 68 Gorlova OY, Zhang Y, Schabath MB, Lei L, Zhang Q, Amos CI, *et al.* Never smokers and lung cancer risk: a case-control study of epidemiological factors. *Int J Cancer* 2006;**118**:1798-804.
- 69 Rylander R, Axelsson G. Lung cancer risks in relation to vegetable and fruit consumption and smoking. *Int J Cancer* 2006;**118**:739-43.
- 70 Wen W, Shu XO, Gao Y-T, Yang G, Li Q, Li H, *et al.* Environmental tobacco smoke and mortality in Chinese women who have never smoked: prospective cohort study. *BMJ* 2006;**333**:376-9. doi:10.1136/bmj.38834.522894.2F (published 12 July 2006)
- 71 Yu ITS, Chiu YL, Au JSK, Wong TW, Tang J-L. Dose-response relationship between cooking fumes exposures and lung cancer among Chinese nonsmoking women. *Cancer Res* 2006;**66**:4961-7. Also personal communication from Yu to P.N. Lee, 9 August 2006.

**APPENDIX****STUDIES/ANALYSES NOT INCLUDED IN TABLES AND FIGURES**

In preparing the tables and figures in this document certain papers which might be thought to cite relevant data have not been referred to. The studies (their year of publication, country of origin and reference) and the reasons for not referring to them are given in this appendix.

Hirayama (1981, Japan, ref A1) - results superseded by 1984 paper (ref 6).

Trichopoulos (1981, Greece, ref A2) - results superseded by 1983 paper (ref 4).

Chan (1982, Hong Kong, ref A3) – results given in other 1982 paper (ref 2).

Hirayama (1983, Japan, ref A4) – results superseded by 1984 paper (ref 6).

Knoth (1983, Germany, refs A5, A6) - no control population.

Koo (1983, Hong Kong, ref A7) - results superseded by 1987 paper (ref 16).

Gillis (1984, Scotland, ref A8) - results superseded by Hole paper (ref 24).

Hirayama (1984, Japan, ref A9) - results given in other 1984 paper (ref 6).

Koo (1984, Hong Kong, ref A10) – results superseded by 1987 paper (ref 16).

Miller (1984, USA, ref A11) - only five cases of lung cancer included and results for these not separately presented.

Ziegler (1984, USA, ref A12) - data only presented (by Dalager, ref A17) in combination with those of Buffler (ref 5) and Correa (ref 3). One can infer (see Lee, 1992) there was some negative association in males with ETS exposure but no relative risk estimates can be obtained.

Hirayama (1985, Japan, ref A13) - results already given in 1984 paper (ref 6).

Koo (1985, Hong Kong, ref A14) - results already given in 1984 (ref 16b) and 1987 paper (ref 16a).

Sandler (1985, USA, refs A15-17) - only two cases of lung cancer included.

Dalager (1986, USA, ref A18) - the paper only presents combined results from three studies already considered: Buffler (ref 5), Correa (ref 3) and Ziegler (ref A11).

Lloyd (1986, Scotland, ref A19) - results not presented for never smokers.

Hirayama (1987, Japan, ref A20) – results already given in 1984 paper (ref 6).

Reynolds (1987, USA, ref A21) - results presented only for cancers of smoking-related sites, and not lung cancer.

Varela (1987, USA, ref A22) - results superseded by 1990 Janerich paper (ref 26).

Axelsson (1988, Sweden, ref A23) - study designed to investigate effects of radon and not ETS and, as such, the controls, many with smoking-related diseases, were inappropriate; furthermore, not stated whether ETS findings related to never smokers, non-smokers, or whole population.

Hirayama (1988, Japan, ref A24) – results already given in 1984 paper (ref 6).

Katada (1988, Japan, ref A25) - numbers of never smoking cases and controls unexposed to ETS too small for any sort of reliable risk estimates to be calculated.

Lam (1988, Hong Kong, ref A26) – review presenting results for three studies already considered, Chan (ref 2), Koo (ref 16) and Lam T (ref 17).

Pershagen (1988, Sweden, ref A27) - results already given in 1987 paper (ref 18).

Svensson (1988, Sweden, ref A28) - results superseded by 1989 paper (ref 25).

Hirayama (1989, Japan, ref A29) – although results are given adjusted for various dietary components, confidence intervals could not readily be calculated, so data in the 1984 paper (ref 6) were used.

Li (1989, China, ref A30) - results not presented for never smokers.

Sandler (1989, US, ref A31) - results presented only for cancers of smoking-related sites and not for lung cancer.

Wang (1989, China, ref A32) – index of ETS exposure not given, not stated whether results referred to never smokers, and relative risk not given.

Chen (1990, Taiwan, ref A33) - results seem not to be presented for never smokers, and no details given of index of ETS exposure used.

Hirayama (1990, Japan, refs A34, A35) - results already given in 1984 paper (ref 6).

Kabat (1990, USA, ref A36) - results superseded by 1995 paper (ref 38).

Liu (1990, China, ref A37) – results superseded by 1991 paper (ref 30).

Miller (1990, US, ref A38) - results concern respiratory, not lung cancer and only include three cases in spousal smoking analyses.

Sobue (1990, Japan, ref A39) - results given in other 1990 paper (ref 28).

Stellman (1990, USA, ref A40) – results already given in 1985 Garfinkel paper (ref 8).

Ye (1990, China, ref A41) - results not presented for never smokers.

Fontham (1991, USA, ref A42) - results superseded by 1994 paper (ref 35a).

He (1991, China, ref A43) - results given in 1991 Liu paper (ref 30).

Holowaty (1991, Canada, ref A44) - results not presented for never smokers.

Jöckel (1991, Germany, ref A45) – results mainly included as part of Boffetta 1 study (ref 46).

Stockwell (1991, USA, ref A46) – results superseded by 1992 paper (ref 32).

Ger (1992, China, ref A47) - results not presented for never smokers.

Hirayama (1992, Japan, ref A48) – results already given in 1984 paper (ref 6).

Jöckel (1992, Germany, ref A49) - results mainly included as part of Boffetta 1 study (ref 46).

Fontham (1993, USA, refs A50, A51) - results superseded by 1994 paper (ref 35a).

Ger (1993, China, ref A52) - results not presented for never smokers.

Järholm (1993, Sweden, ref A53) - only six lung cancers in never smoking women and cited odds ratio for ETS inconsistent with data presented.



Lan (1993, China, ref A54) - index of ETS exposure not given, not stated whether results referred to never smokers and odds ratios and confidence limits cited inconsistent with each other and with tabular data given.

Siegel (1993, USA, ref A55) - review paper of lung cancer risk in food-service workers, data generally relating to smokers and non-smokers combined.

Wang (1993, China, ref A56) – believed to be based on a subset of subjects from Wu-Williams study (ref 29).

Alavanja (1994, USA, ref A57) - results already given in 1992 Brownson paper (ref 31).

Geng (1994, China, ref A58) - results already given in 1988 paper (ref 20).

Kabat (1994, USA, ref A59) - results superseded by 1995 paper (ref 38).

Miller (1994, USA, ref A60) - control group (formed from decedents from all causes of death except lung cancer) contains many with diseases associated with smoking.

Shen (1994, China, ref A61) – results not presented for never smokers, and superseded by 1998 paper (ref 47).

Wang (1994, China, ref A62) - believed to be based on subset of subjects from Wu-Williams study (ref 29).

Zaridze (1994, Russia, ref A63) - results superseded by the 1998 paper (ref 48).

Alavanja (1995, USA, ref A64) - results already given in 1992 Brownson paper (ref 31).

Du (1995, China, ref A65) - results already given in 1993 Du paper (ref 33).

Ellard (1995, UK, ref A66) – gives results for total nicotine metabolites. Results for cotinine already given in deWaard study (ref 37).

Auvinen (1996, Finland, ref A67) - corrected results given in 1998 (ref 45).

Dai (1996, China, ref A68) - exposure to ETS recorded (source unstated) but not significant in regression analysis and relative risk not given.

Du (1996, China, ref A69) - results already given in 1993 Du paper (ref 33).

Lei (1996, China, ref A70) - results already given in 1993 Du paper (ref 33).

Luo (1996, China, ref A71) - results not presented for never smokers.

Shen (1996, China, ref A72) – results superseded by 1998 paper (ref 47).

Shen (1996, China, ref A73) – results not presented for never smokers, and superseded by 1998 paper (ref 47).

Shen (1996, China, ref A74) - results not presented for never smokers.

Wang (1996, China, ref A75) - believed to be based on subset of subjects from Wu-Williams study (ref 29).

Yu S-Z (1996, China, ref A76) - gives pooled odds ratio for ETS from three case-control studies in China. Two of the studies are refs A30 and A41 (already rejected) and the third actually presents no ETS data at all.

Yu Z (1996, China, ref A77) - results not presented for never smokers.

Cardenas (1997, USA, ref A78) – gives corrected age-standardized results for Cardenas study (ref 43), but results used are adjusted for age and other factors.

- Dai (1997, China, ref A79) - results not presented for never smokers.
- Jöckel (1997, Germany, ref A80) - results mainly included as part of Boffetta 1 study (ref 46).
- Ko (1997, Taiwan, ref A81) – results superseded by Lee C-H report (ref 54).
- Nyberg (1997, Sweden, ref A82) - results mainly included as part of Boffetta 1 study (ref 46).
- Yang (1997, USA, ref A83) - results not presented for never smokers.
- Boffetta (1998, West Europe, refs A84, A85) – results given in 1998 paper cited (ref 46).
- Jöckel (1998, Germany, ref A86) - results mainly included as part of Boffetta 1 study (ref 46).
- Nyberg (1998, Sweden, ref A87) - results mainly included as part of Boffetta 1 study (ref 46).
- Wichmann (1998, Germany, ref A88) – results mainly included as part of Boffetta 1 study (ref 46).
- Zaridze (1998, Russia, ref A89) – results superseded by other 1998 paper (ref 48).
- Zemlianaja (1998, Russia, ref A90) – results superseded by 1998 Zaridze paper (ref 48).
- Bennett (1999, USA, ref A91) - main results already given in 1992 Brownson paper (ref 31).
- Boffetta (1999, West Europe, ref A92) - main results already given by Boffetta 1 (ref 46).
- Brennan (2000, West Europe, ref A93) - main results already given by Boffetta 1 (ref 46).
- Johnson (2000, USA, refs A94, A95) - results superseded by 2001 paper (ref 57).
- Kleinerman (2000, China, ref A96) - results superseded by Wang L paper (ref 56).
- Ko (2000, Taiwan, ref A97) - results superseded by Lee C-H paper (ref 54).
- Kreuzer (2000, Germany, ref A98) - results included as parts of Boffetta 1 study (ref 46) and IARC: Kreuzer study (ref 65).
- Zhou (2000, China, ref A99) - results not presented for never smokers.
- Goldoni (2001, Italy, ref A100) – results not presented for never smokers.
- Kreuzer (2001, Germany, ref A101) - results mainly included as part of Boffetta 1 study (ref 46).
- Kubík (2001, Czech Republic, ref A102) – results superseded by 2003 Zatloukal paper (ref 64).
- Lee (2001, Taiwan, ref A103) - results not presented for never smokers. Results for never smokers given in 2000 paper (ref 54).
- Hu (2002, Canada, ref A104) - similar analyses to those given by Johnson (ref 57), but based on fewer controls.
- Kreuzer (2002, Germany, ref A105) - results mainly included as part of Boffetta 1 study (ref 46).
- Merrill (2002, Morocco, ref A106) – abstract reporting same study as 2002 paper by Sasco (ref A107).
- Miller (2002, USA, ref A107) - abstract with no relative risks cited.
- Rachtan (2002, Poland, ref A108) - results not presented for never smokers. Results for never smokers given in another Rachtan paper (ref 61).

Sasco (2002, Morocco, ref A109) - results not presented for never smokers.

Chan-Yeung (2003, Hong Kong, ref A110) – control group includes many with diseases associated with smoking.

Chen (2003, China, ref A111) – results not presented for never smokers.

Gallegos-Arreola (2003, Mexico, ref A112) – only four lung cancer cases and definition of never smoker includes current smokers of <3 cigarettes per day.

Kiyohara (2003, Japan, ref A113) – subset of subjects from Ohno study (ref 60).

Miller (2003, USA, ref A114) - ETS exposure is based on home, work and leisure activities so unexposed group may have substantial ETS exposure, e.g. home and work only.

Brennan (2004, USA and West Europe, ref A115) – combined analysis of Fontham and Boffetta 1 studies (refs 35 and 46).

Cohet (2004, Europe and Brazil, ref A116) – largely same subjects as previously reported in Malats study (ref 55). Cohet includes a few more subjects, but gives less detailed ETS analysis.

Hernández-Garduño (2004, Mexico, ref A117) – control group predominantly lung disease patients.

Behera (2005, India, ref A118) – control group with non-malignant respiratory disease and results for nonsmokers only given as “not significant.”

Bock (2005, USA, ref A119) – believed to be based mainly on a subset of subjects from Schwartz (ref 39).

Holcatova (2005, Central East Europe, ref A120) – control group includes smoking-related diseases, results only for sexes combined and prevalence of smoking in controls implausibly low for partners (5%).

Ng (2005, Singapore, ref A121) – subset of Seow study (ref 62).

Wenzlaff (2005, USA, refs A122, A123) – believed to be based mainly on a subset of subjects from Schwartz (ref 39).

Yang (2005, USA, ref A124) – results not presented for never smokers.

Boffet (2005, Norway, ref A125) – results not presented for never smokers (analyses presented as being of never smokers include former smokers who quit >5 years before enrollment).

Hemminki (2006, Sweden, ref A126) – results not presented for never smokers.

References to Appendix

- A1 Hirayama T. Non-smoking wives of heavy smokers have a higher risk of lung cancer: a study from Japan. *BMJ* 1981;**282**:183-5.
- A2 Trichopoulos D, Kalandidi A, Sparros L, MacMahon B. Lung cancer and passive smoking. *Int J Cancer* 1981;**27**:1-4.
- A3 Chan WC. Zahlen aus Hongkong. *Munch Med Wochenschr* 1982;**124**:16.
- A4 Hirayama T. Passive smoking and lung cancer: consistency of association. *Lancet* 1983;**2**:1425-6.
- A5 Knoth A, Bohn H, Schmidt F. Passive smoking as cause of lung cancer in female smokers. *Med Klin* 1983;**78**:54-9.
- A6 Knoth A, Bohn H, Schmidt F. Passivrauchen als Lungenkrebsursache bei Nichtraucherinnen. (Passive smoking as a causal factor of bronchial carcinoma in female non-smokers). *Med Klin* 1983;**78**:66-9.
- A7 Koo LC, Ho JH-C, Saw D. Active and passive smoking among female lung cancer patients and controls in Hong Kong. *J Exp Clin Cancer Res* 1983;**4**:367-75.
- A8 Gillis CR, Hole DJ, Hawthorne VM, Boyle P. The effect of environmental tobacco smoke in two urban communities in the west of Scotland. *Eur J Respir Dis* 1984;**65**(suppl 133):121-6.
- A9 Hirayama T. Cancer mortality in nonsmoking women with smoking husbands based on a large-scale cohort study in Japan. *Prev Med* 1984;**13**:680-90.
- A10 Koo LC, Ho JH-C, Saw D. Is passive smoking an added risk factor for lung cancer in Chinese women? *J Exp Clin Cancer Res* 1984;**3**:277-83.
- A11 Miller GH. Cancer, passive smoking and nonemployed and employed wives. *West J Med* 1984;**140**:632-5.
- A12 Ziegler RG, Mason TJ, Stemhagen A, Hoover R, Schoenberg JB, Gridley G, *et al.* Dietary carotene and vitamin A and risk of lung cancer among white men in New Jersey. *J Natl Cancer Inst* 1984;**73**:1429-35.
- A13 Hirayama T. Passive smoking - a new target of epidemiology. *Tokai J Exp Clin Med* 1985;**10**:287-93.
- A14 Koo LC, Ho JH-C, Lee N. An analysis of some risk factors for lung cancer in Hong Kong. *Int J Cancer* 1985;**35**:149-55.
- A15 Sandler DP, Wilcox AJ, Everson RB. Cumulative effects of lifetime passive smoking on cancer risk. *Lancet* 1985;**1**:312-5.
- A16 Sandler DP, Everson RB, Wilcox AJ, Browder JP. Cancer risk in adulthood from early life exposure to parents' smoking. *Am J Public Health* 1985;**75**:487-92.
- A17 Sandler DP, Everson RB, Wilcox AJ. Passive smoking in adulthood and cancer risk. *Am J Epidemiol* 1985;**121**:37-48.
- A18 Dalager NA, Pickle LW, Mason TJ, Correa P, Fontham E, Stemhagen A, *et al.* The relation of passive smoking to lung cancer. *Cancer Res* 1986;**46**:4808-11.
- A19 Lloyd OL, Ireland E, Tyrrell H, Williams F. Respiratory cancer in a Scottish industrial community: a retrospective case-control study. *J Soc Occup Med* 1986;**36**:2-8.
- A20 Hirayama T. Passive smoking and cancer: an epidemiological review. *GANN Monograph on Cancer Research* 1987;**33**:127-35.

- A21 Reynolds P, Kaplan GA, Cohen RD. Passive smoking and cancer incidence: prospective evidence from the Alameda County study. In: *Annual meeting of the Society for Epidemiologic Research, Amherst, MA, 16-19 June 1987*. 1987;1-5.
- A22 Varela LR. *Assessment of the association between passive smoking and lung cancer* [Thesis]. New Haven, Conn: Faculty of the Graduate School of Yale University; 1987.
- A23 Axelson O, Andersson K, Desai G, Fagerlund I, Jansson B, Karlsson C, *et al*. Indoor radon exposure and active and passive smoking in relation to the occurrence of lung cancer. *Scand J Work Environ Health* 1988;**14**:286-92.
- A24 Hirayama T. Health effects of active and passive smoking. In: Aoki M, Hisamichi S, Tominaga S, editors. *Smoking and health 1987, Proceedings of the 6th World Conference on Smoking and Health, Tokyo, 9-12 November 1987*. Amsterdam: Elsevier Science Publishers B.V. (Biomedical Division), 1988;75-86. International Congress Series No. 780.
- A25 Katada H, Mikami M, Konishi M, Koyama Y, Narita N. Effect of passive smoking in lung cancer development in women in the Nara region. *Gan No Rinsho* 1988;**34**:21-7.
- A26 Lam TH, Cheng KK. Passive smoking is a risk factor for lung cancer in never smoking women in Hong Kong. In: Aoki M, Hisamichi S, Tominaga S, editors. *Smoking and health 1987, Proceedings of the 6th World Conference on Smoking and Health, Tokyo, 9-12 November 1987*. Amsterdam: Elsevier Science Publishers B.V. (Biomedical Division), 1988;279-81. International Congress Series No. 780.
- A27 Pershagen G, Svensson C, Hrubec Z. Environmental tobacco smoke and lung cancer in Swedish women. In: Seifert B, *et al*, editors. *Indoor Air 87, Proceedings of the 4th International Conference on Indoor Air Quality and Climate*. Berlin: Institute for Water, Soil and Air Hygiene, 1988;34-8. 2.
- A28 Svensson C. *Lung cancer etiology in women* [Thesis]. Stockholm: Departments of Oncology and Environmental Hygiene, Karolinska Institute; 1988.
- A29 Hirayama T. Dietary habits are of limited importance in influencing the lung cancer risk among Japanese females who never smoked. In: Bieva CJ, Courtois Y, Govaerts M, editors. *Present and future of indoor air quality, Proceedings of the Brussels Conference, 14-16 February 1989*. Amsterdam: Elsevier Science Publishers BV (Biomedical Division), 1989;77-82. International Congress Series 860.
- A30 Li W-X, Yang X, Mei Y-L. A case-control study of female lung cancer at Xuhui District in Shanghai. *Zhonghua Yu Fang Yi Xue Za Zhi* 1989;**23**:93-5.
- A31 Sandler DP, Comstock GW, Helsing KJ, Shore DL. Deaths from all causes in non-smokers who lived with smokers. *Am J Public Health* 1989;**79**:163-7.
- A32 Wang F-L. Analysis of risk factors for female lung adenocarcinoma in Harbin: Indoor air pollution. *Zhonghua Yu Fang Yi Xue Za Zhi* 1989;**23**:270-3.
- A33 Chen C-J, Wu H-Y, Chuang Y-C, Chang A-S, Luh K-T, Chao H-H, *et al*. Epidemiologic characteristics and multiple risk factors of lung cancer in Taiwan. *Anticancer Res* 1990;**10**:971-6.
- A34 Hirayama T. Wahrendorf J, editor. *Life-style and mortality: A large scale census based cohort study in Japan. Contributions to epidemiology and biostatistics*. Basle: Karger; 1990. 6.
- A35 Hirayama T. Passive smoking and cancer: The association between husbands smoking and cancer in the lung of non-smoking wives. In: Kasuga H, editor. *Indoor air quality, International Conference on Indoor Air Quality, Tokyo, November 4-6, 1987*. Berlin Heidelberg: Springer-Verlag, 1990;299-311.
- A36 Kabat GC. Epidemiologic studies of the relationship between passive smoking and lung cancer. In: Washington: 1990 Winter Toxicology Forum, 1990;187-99.

- A37 Liu ZY, Ho XZ, Huang ZN, *et al.* A case-control study of lung cancer risk factors in Xuanwei. *Zhonghua Liu Xing Bing Xue Za Zhi* 1990;**11**:79-83.
- A38 Miller GH. The impact of passive smoking: cancer deaths among nonsmoking women. *Cancer Detect Prev* 1990;**14**:497-503.
- A39 Sobue T, Suzuki R, Nakayam N, Inubuse C, Matsuda M, Doi O, *et al.* Passive smoking among nonsmoking women and the relationship between indoor air pollution and lung cancer incidence - results of a multicenter case controlled study. *Gan No Rinsho* 1990;**36**:329-33.
- A40 Stellman SD, Garfinkel L. Passive smoking and lung cancer: An American Cancer Society study. In: Kasuga H, editor. *Indoor air quality, International Conference on Indoor Air Quality, Tokyo, November 4-6, 1987*. Berlin Heidelberg: Springer-Verlag, 1990;283-9.
- A41 Ye Z, Wang QY. The environmental factors of lung cancer in family women, Tianjin. *Chin J Clin Oncol* 1990;**17**:195-8.
- A42 Fontham ETH, Correa P, Wu-Williams A, Reynolds P, Greenberg RS, Buffler PA, *et al.* Lung cancer in nonsmoking women: A multicenter case-control study. *Cancer Epidemiol Biomarkers Prev* 1991;**1**:35-43.
- A43 He X, Chen W, Liu Z, Chapman RS. An epidemiological study of lung cancer in Xuan Wei County, China: Current progress. Case-control study on lung cancer and cooking fuel. *Environ Health Perspect* 1991;**94**:9-13.
- A44 Holowaty EJ, Risch HA, Miller AB, Burch JD. Lung cancer in women in the Niagara region, Ontario: a case-control study. *Can J Public Health* 1991;**82**:304-9.
- A45 Jöckel K-H. Passivrauchen - Bewertung der epidemiologischen Befunde. (Passive smoking - evaluation of the epidemiological findings). In: *Krebs erzeugende Stoffe in der Umwelt: Herkunft, Messung, Risiko, Minimierung. (Carcinogenic substances in the environment: origin, measurement, risk, minimization), Commission on air pollution of the VDI and DIN, Mannheim colloquium, 23-25 April 1991*. Germany: VDI Verlag, 1991; VDI Reports 888.
- A46 Stockwell HG, Candelora EC, Armstrong AW, Pinkham PA. Environmental tobacco smoke and lung cancer in never smokers [Abstract]. *Am J Epidemiol* 1991;**134**:724.
- A47 Ger L-P, Liou S-H, Shen C-Y, Kao S-J, Chen K-T. Risk factors of lung cancer. *J Formos Med Assoc* 1992;**91**:S222-S231.
- A48 Hirayama T. Lung cancer and other diseases related to passive smoking: a large-scale cohort study. In: Gupta PC, Hamner JE, III, Murti PR, editors. *Control of tobacco-related cancers and other diseases*. Bombay: Oxford University Press, 1992;129-7.
- A49 Jöckel K-H, Ahrens W, Wichmann H-E, Becher H, Bolm-Audorff U, Jahn I, *et al.* Occupational and environmental hazards associated with lung cancer. *Int J Epidemiol* 1992;**21**:202-13.
- A50 Fontham ETH, Correa P, Chen VW. Passive smoking and lung cancer. *J La State Med Soc* 1993;**145**:132-6.
- A51 Fontham ETH, Correa P, Buffler PA, Greenberg R, Reynolds P, Wu-Williams A. Environmental tobacco smoke and lung cancer. *Cancer Bul* 1993;**45**:92-4.
- A52 Ger L-P, Hsu W-L, Chen K-T, Chen C-J. Risk factors of lung cancer by histological category in Taiwan. *Anticancer Res* 1993;**13**:1491-500.
- A53 Järholm B, Larsson S, Hagberg S, Olling S, Ryd W, Torén K. Quantitative importance of asbestos as a cause of lung cancer in a Swedish industrial city: a case-referent study. *Eur Respir J* 1993;**6**:1271-5.

- A54 Lan Q, Chen W, Chen H, He X-Z. Risk factors for lung cancer in non-smokers in Xuanwei County of China. *Biomed Environ Sci* 1993;**6**:112-8.
- A55 Siegel M. Involuntary smoking in the restaurant workplace. A review of employee exposure and health effects. *JAMA* 1993;**270**:490-3.
- A56 Wang FL, Love EJ, Dai XD. Case-control study of childhood and adolescent household passive smoking and the risk of female lung cancer [Abstract]. *Am J Epidemiol* 1993;**138**:639.
- A57 Alavanja MCR, Brownson RC, Benichou J, Swanson C, Boice JD, Jr. Attributable risk of lung cancer in nonsmoking women. In: *International symposium on lifestyle factors and human lung cancer. Dec 12-16 1994, Guangzhou, People's Republic of China*. 1994;1-13. Paper 4.
- A58 Geng G, Liang Z, Xu R, Liu J, Shi P. The relationship between smoking and lung cancer in humans. In: *International symposium on lifestyle factors and human lung cancer. Dec 12-16 1994, Guangzhou, People's Republic of China*. 1994;1-8. Paper 25.
- A59 Kabat GC. Aspects of the epidemiology of lung cancer in smokers and nonsmokers in the United States. In: *International symposium on lifestyle factors and human lung cancer. Dec 12-16 1994, Guangzhou, People's Republic of China*. 1994;1-27. Paper 2.
- A60 Miller GH, Golish JA, Cox CE, Chacko DC. Women and lung cancer: a comparison of active and passive smokers with nonexposed nonsmokers. *Cancer Detect Prev* 1994;**18**:421-30.
- A61 Shen X, Wang G, Xiang L, Huang Y. Analyses of sex differentials in risk factors for primary lung adenocarcinoma. In: *International symposium on lifestyle factors and human lung cancer. Dec 12-16 1994, Guangzhou, People's Republic of China*. 1994;1-6. Suppl 7.
- A62 Wang F-L, Love EJ, Liu N, Dai X-D. Childhood and adolescent passive smoking and the risk of female lung cancer. *Int J Epidemiol* 1994;**23**:223-30.
- A63 Zaridze DG, Zemlyanaya GM. Indoor air pollution and lung cancer risk in non-smoking women in Moscow. *Exp Oncol* 1994;**16**:441-5.
- A64 Alavanja MCR, Brownson RC, Benichou J, Swanson C, Boice JD, Jr. Attributable risk of lung cancer in lifetime nonsmokers and long-term ex-smokers (Missouri, United States). *Cancer Causes Control* 1995;**6**:209-16.
- A65 Du Y, Cha Q, Chen X, Chen Y, Lei Y, Xue S. Exposure to environmental tobacco smoke and female lung cancer. *Indoor Air* 1995;**5**:231-6.
- A66 Ellard GA, de Waard F, Kemmeren JM. Urinary nicotine metabolite excretion and lung cancer risk in a female cohort. *Br J Cancer* 1995;**72**:788-91.
- A67 Auvinen A, Mäkeläinen I, Hakama M, Castrén O, Pukkala E, Reisbacka H, *et al*. Indoor radon exposure and risk of lung cancer: a nested-case-control study in Finland. *J Natl Cancer Inst* 1996;**88**:966-72. Erratum appears in *J Natl Cancer Inst* 1998;90:401-2.
- A68 Dai X, Lin C, Sun X, Shi Y, Lin Y. The etiology of lung cancer in nonsmoking females in Harbin, China. International symposium on lifestyle factors and human lung cancer, Guangzhou, China, 12-16 December 1994. *Lung Cancer* 1996;**14**(Suppl 1):S85-S91.
- A69 Du Y, Cha Q, Chen X, Chen Y, Huang L, Feng Z, *et al*. An epidemiological study of risk factors for lung cancer in Guangzhou, China. International symposium on lifestyle factors and human lung cancer, Guangzhou, China, 12-16 December 1994. *Lung Cancer* 1996;**14**(Suppl 1):S9-S37.
- A70 Lei Y-X, Cai W-C, Chen Y-Z, Du Y-X. Some lifestyle factors in human lung cancer: a case-control study of 792 lung cancer cases. International symposium on lifestyle factors and human lung cancer, Guangzhou, China, 12-16 December 1994. *Lung Cancer* 1996;**14**(Suppl 1):S121-S136.

- A71 Luo R-X, Wu B, Yi Y-N, Huang Z-W, Lin R-T. Indoor burning coal air pollution and lung cancer - a case-control study in Fuzhou, China. International symposium on lifestyle factors and human lung cancer, Guangzhou, China, 12-16 December 1994. *Lung Cancer* 1996;**14(Suppl 1)**:S113-S119.
- A72 Shen X-B, Wang G-X, Xiang L-S, Huang Y-Z. Sex differences in risk factors for primary lung adenocarcinoma [Abstract]. International symposium on lifestyle factors and human lung cancer, Guangzhou, China, 12-16 December 1994. *Lung Cancer* 1996;**14(Suppl 1)**:S237-S238.
- A73 Shen X, Wang G, Xiang L, Wu JM. Relationship of passive smoking and pulmonary adenocarcinoma in non-smoking women - a case control study in Nanjing, P.R. China [Abstract]. *Epidemiology* 1996;**7**:S20.
- A74 Shen X, Wang G, Huang Y, Xiang L, Wang X. Analysis and estimates of attributable risk factors for lung cancer in Nanjing, China. International symposium on lifestyle factors and human lung cancer, Guangzhou, China, 12-16 December 1994. *Lung Cancer* 1996;**14(Suppl 1)**:S107-S112.
- A75 Wang F, Love EJ, Dai X. A case-control study of childhood and adolescent exposure to environmental tobacco smoke (ETS) and the risk of female lung cancer [Abstract]. International symposium on lifestyle factors and human lung cancer, Guangzhou, China, 12-16 December 1994. *Lung Cancer* 1996;**14(Suppl 1)**:S238.
- A76 Yu S-Z, Zhao N. Combined analysis of case-control studies of smoking and lung cancer in China. International symposium on lifestyle factors and human lung cancer, Guangzhou, China, 12-16 December 1994. *Lung Cancer* 1996;**14(Suppl 1)**:S161-S170.
- A77 Yu Z, Li K, Lu B, Hu T, Fu T. Environmental factors and lung cancer [Abstract]. International symposium on lifestyle factors and human lung cancer, Guangzhou, China, 12-16 December 1994. *Lung Cancer* 1996;**14(Suppl 1)**:S240-S241.
- A78 Cardenas VM, Thun MJ, Austin H, Lally CA, Clark WS, Greenberg RS, *et al.* Addendum to Environmental tobacco smoke and lung cancer mortality in the American Cancer Society's Cancer Prevention Study II. *Cancer Causes Control* 1997;**8**:675.
- A79 Dai WC, Wang SY, Chen Y, Hu Y, Wu Y. Fraction analysis of the involvement of multiple risk factors in the etiology of lung cancer: risk factor interactions in a case-control study for lung cancer in females. *Zhonghua Liu Xing Bing Xue Za Zhi* 1997;**18**:341-4.
- A80 Jöckel K-H, Krauss M, Pohlabein H, Ahrens W, Kreuzer M, Kreienbrock L, *et al.* *Lung cancer risk due to occupational exposure - passive smoking*. Paper handed out at a public meeting with the German Govt; 1997.
- A81 Ko Y-C, Lee C-H, Chen M-J, Huang C-C, Chang W-Y, Lin H-J, *et al.* Risk factors for primary lung cancer among non-smoking women in Taiwan. *Int J Epidemiol* 1997;**26**:24-31.
- A82 Nyberg F, Agrenius V, Pershagen G, Svartengren K, Svensson C. Environmental tobacco smoke and lung cancer - does time since exposure play a role? [Abstract]. *Epidemiology* 1997;**8(Suppl)**:S38.
- A83 Yang P, Schwartz AG, McAllister AE, Aston CE, Swanson GM. Genetic analysis of families with nonsmoking lung cancer probands. *Genet Epidemiol* 1997;**14**:181-97.
- A84 Boffetta P, Brennan S, Lea S, Ferro G. Lung cancer and exposure to environmental tobacco smoke. IARC biennial report. In: IARC, 1998;76-7.
- A85 Boffetta P, Agudo A, Ahrens W, Benhamou E, Benhamou S, Darby SC, *et al.* *European multicentre case-control study of lung cancer in non-smokers. Detailed results on exposure to environmental tobacco smoke*. Lyon: International Agency for Research on Cancer; 1998. IARC Technical Report No. 33.
- A86 Jöckel K-H, Pohlabein H, Ahrens W, Krauss M. Environmental tobacco smoke and lung cancer. *Epidemiology* 1998;**9**:672-5.



- A87 Nyberg F, Agrenius V, Svartengren K, Svensson C, Pershagen G. Environmental tobacco smoke and lung cancer in nonsmokers: does time since exposure play a role? *Epidemiology* 1998;**9**:301-8.
- A88 Wichmann HE, Krauss M, Jöckel K-H, Kreuzer M, Kreienbrock L. ETS exposure at the workplace and lung cancer in Germany [Abstract]. *Epidemiology* 1998;**9**:S98.
- A89 Zaridze D. Indoor and outdoor air pollution and the risk of lung cancer [Abstract]. *Epidemiology* 1998;**9**(Suppl):S90.
- A90 Zemlianaja GM, Zaridze DG. Lung cancer in non-smoking women in Moscow [Abstract]. *Epidemiology* 1998;**9**(Suppl):S89.
- A91 Bennett WP, Alavanja MCR, Blomeke B, Vähäkangas K, Castrén K, Welsh JA, *et al.* Environmental tobacco smoke, genetic susceptibility, and risk of lung cancer in never-smoking women. *J Natl Cancer Inst* 1999;**91**:2009-14.
- A92 Boffetta P, Nyberg F, Agudo A, Benhamou E, Jockel K-H, Kreuzer M, *et al.* Risk of lung cancer from exposure to environmental tobacco smoke from cigars, cigarillos and pipes [Letter]. *Int J Cancer* 1999;**83**:805-6.
- A93 Brennan P, Butler J, Agudo A, Benhamou S, Darby S, Fortes C, *et al.* Joint effect of diet and environmental tobacco smoke on risk of lung cancer among nonsmokers [Letter]. *J Natl Cancer Inst* 2000;**92**:426.
- A94 Johnson KC, Hu J, Mao Y. Passive and active smoking and breast cancer risk in Canada, 1994-97. *Cancer Causes Control* 2000;**11**:211-21.
- A95 Johnson KC, Hu J, Mao Y. Lifetime workplace and residential exposure to environmental tobacco smoke and lung cancer in never-smoking women [Abstract (SER)]. *Am J Epidemiol* 2000;**151**(Suppl):S28.
- A96 Kleinerman RA, Wang ZY, Lubin JH, Zhang SZ, Metayer C, Brenner AV. Lung cancer and indoor air pollution in rural China [Abstract]. *Ann Epidemiol* 2000;**10**:469.
- A97 Ko Y-C, Cheng LS-C, Lee C-H, Huang J-J, Huang M-S, Kao E-L, *et al.* Chinese food cooking and lung cancer in women nonsmokers. *Am J Epidemiol* 2000;**151**:140-7.
- A98 Kreuzer M, Krauss M, Kreienbrock L, Jöckel K-H, Wichmann H-E. Environmental tobacco smoke and lung cancer: a case-control study in Germany. *Am J Epidemiol* 2000;**151**:241-50.
- A99 Zhou B-S, Want T-J, Guan P, Wu JM. Indoor air pollution and pulmonary adenocarcinoma among females: a case-control study in Shenyang, China. *Oncol Rep* 2000;**7**:1253-9.
- A100 Goldoni CA, Danielli G, Turatti C, Ranzi A, Lauriola P. Studio caso-controllo in un'area della provincia di Ferrara a elevata mortalità per tumore del polmone (Case-control study in an area in the province of Ferrara showing a high death rate from lung tumors). *Epidemiol Prev* 2001;**25**:21-6.
- A101 Kreuzer M, Gerken M, Kreienbrock L, Wellmann J, Wichmann HE. Lung cancer in lifetime nonsmoking men - results of a case-control study in Germany. *Br J Cancer* 2001;**84**:134-40.
- A102 Kubík A, Zatloukal P, Boyle P, Robertson C, Gandini S, Tomášek L, *et al.* A case-control study of lung cancer among Czech women. *Lung Cancer* 2001;**31**:111-22.
- A103 Lee C-H, Ko Y-C, Cheng LS-C, Lin Y-C, Lin H-J, Huang M-S, *et al.* The heterogeneity in risk factors of lung cancer and the difference of histologic distribution between genders in Taiwan. *Cancer Causes Control* 2001;**12**:289-300.
- A104 Hu J, Mao Y, Dryer D, White K. Risk factors for lung cancer among Canadian women who have never smoked. *Cancer Detect Prev* 2002;**26**:129-38.

- A105 Kreuzer M, Heinrich J, Kreienbrock L, Rosario AS, Gerken M, Wichmann HE. Risk factors for lung cancer among nonsmoking women. *Int J Cancer* 2002;**100**:706-13.
- A106 Merrill R, Sasco A. A case-control study assessing the relationship between lung cancer and several potential risk factors in Casablanca, Morocco [Abstract]. Society for Epidemiologic Research 35th Annual Meeting, Palm Desert, California, June 18-21, 2002. *Am J Epidemiol* 2002;**155**:S13.
- A107 Miller DP, Christiani DC. Association between self reported environmental tobacco smoke exposure and lung cancer: modification by GSTP1 polymorphism [Abstract]. Society for Epidemiologic Research 35th Annual Meeting, Palm Desert, California, June 18-21, 2002. *Am J Epidemiol* 2002;**155**:S4.
- A108 Rachtan J. A case-control study of lung cancer in Polish women. *Neoplasma* 2002;**49**:75-80.
- A109 Sasco AJ, Merrill RM, Dari I, Benhaïm-Luzon V, Carriot F, Cann CI, *et al.* A case-control study of lung cancer in Casablanca, Morocco. *Cancer Causes Control* 2002;**13**:609-16.
- A110 Chan-Yeung M, Koo LC, Ho JC-M, Tsang KW-T, Chau W-S, Chiu S-W, *et al.* Risk factors associated with lung cancer in Hong Kong. *Lung Cancer* 2003;**40**:131-40.
- A111 Chen K-X, Xu W-L, Jia Z-L, Yu M, Wang Q-S, Dong S-F, *et al.* (Risk factors of lung cancer in Tianjin). *Zhonghua Zhong Liu Za Zhi* 2003;**25**:575-80.
- A112 Gallegos-Arreola MP, Gómez-Meda BC, Morgan-Villela G, Arechavaleta-Grannell MR, Arnaud-López L, Beltrán-Jaramillo TJ, *et al.* GSTT1 gene deletion is associated with lung cancer in Mexican patients. *Dis Markers* 2003;**19**:259-61.
- A113 Kiyohara C, Wakai K, Mikami H, Sido K, Ando M, Ohno Y. Risk modification by *CYP1A1* and *GSTM1* polymorphisms in the association of environmental tobacco smoke and lung cancer: a case-control study in Japanese nonsmoking women. *Int J Cancer* 2003;**107**:139-44.
- A114 Miller DP, De Vivo I, Neuberg D, Wain JC, Lynch TJ, Su L, *et al.* Association between self-reported environmental tobacco smoke exposure and lung cancer: modification by *GSTP1* polymorphism. *Int J Cancer* 2003;**104**:758-63.
- A115 Brennan P, Buffler PA, Reynolds P, Wu AH, Wichmann HE, Agudo A, *et al.* Secondhand smoke exposure in adulthood and risk of lung cancer among never smokers: a pooled analysis of two large studies. *Int J Cancer* 2004;**109**:125-31.
- A116 Cohet C, Borel S, Nyberg F, Mukeria A, Brüske-Hohlfeld I, Constantinescu V, *et al.* Exon 5 polymorphisms in the *O*<sup>6</sup>-alkylguanine DNA alkyltransferase gene and lung cancer risk in non-smokers exposed to second-hand smoke. *Cancer Epidemiol Biomarkers Prev* 2004;**13**:320-3.
- A117 Hernández-Garduño E, Brauer M, Pérez-Neria J, Vedal S. Wood smoke exposure and lung adenocarcinoma in non-smoking Mexican women. *Int J Tuberc Lung Dis* 2004;**8**:377-83.
- A118 Behera D, Balamugesh T. Indoor air pollution as a risk factor for lung cancer in women. *J Assoc Physicians India* 2005;**53**:190-2.
- A119 Bock CH, Wenzlaff AS, Cote ML, Land SJ, Schwartz AG. *NQO1* T allele associated with decreased risk of later age at diagnosis lung cancer among never smokers: results from a population-based study. *Carcinogenesis* 2005;**26**:381-6.
- A120 Holcátová I, Slámová A, Valenta Z. Cancer risk from common sources of indoor pollution. *Indoor Built Environ* 2005;**14**:221-8.
- A121 Ng DPK, Tan K-W, Zhao B, Seow A. *CYP1A1* polymorphisms and risk of lung cancer in non-smoking Chinese women: influence of environmental tobacco smoke exposure and *GSTM1/T1* genetic variation. *Cancer Causes Control* 2005;**16**:399-405.

- A122 Wenzlaff AS, Cote ML, Bock CH, Land SJ, Santer SK, Schwartz DR, *et al.* *CYP1A1* and *CYP1B1* polymorphisms and risk of lung cancer among never smokers: a population-based study. *Carcinogenesis* 2005;**26**:2207-12.
- A123 Wenzlaff AS, Cote ML, Bock CH, Land SJ, Schwartz AG. *GSTM1*, *GSTT1* and *GSTP1* polymorphisms, environmental tobacco smoke exposure and risk of lung cancer among never smokers: a population-based study. *Carcinogenesis* 2005;**26**:395-401.
- A124 Yang P, Bamlet WR, Sun Z, Ebbert JO, Aubry M-C, Taylor WR, *et al.*  $\alpha_1$ -antitrypsin and neutrophil elastase imbalance and lung cancer risk. *Chest* 2005;**128**:445-52.
- A125 Boffetta P, Clark S, Shen M, Gislefoss R, Peto R, Andersen A. Serum cotinine level as predictor of lung cancer risk. *Cancer Epidemiol Biomarkers Prev* 2006;**15**:1184-8.
- A126 Hemminki K, Chen B. Parental lung cancer as predictor of cancer risks in offspring: clues about multiple routes of harmful influence? *Int J Cancer* 2006;**118**:744-8. doi:10.1002/ijc.21387 (published 10 Aug 2005)

#### Additional reference

Lee PN. *Environmental tobacco smoke and mortality. A detailed review of epidemiological evidence relating environmental tobacco smoke to the risk of cancer, heart disease and other causes of death in adults who have never smoked.* Basel: Karger; 1992.